

# **HARVEST RATES FOR THE 2006 COLVILLE RIVER BROAD WHITEFISH AND BURBOT FISHERIES**

**January 2007**



**Prepared by**

**MJM Research  
1012 Shoreland Drive  
Lopez Island, WA 98261**

**for**

**ConocoPhillips Alaska, Inc.,  
P.O. Box 100360  
Anchorage, AK 99510-0360**

**©ConocoPhillips Alaska, Inc.**

This document is copyright ConocoPhillips Alaska and can not be released or published without the express written consent of ConocoPhillips Alaska, Inc.

HARVEST RATES FOR THE 2006 COLVILLE RIVER  
BROAD WHITEFISH AND BURBOT FISHERIES

January 2007

Conducted by:

Lawrence L. Moulton  
and  
Jerry Pausanna  
MJM Research  
1012 Shoreland Drive  
Lopez Island, WA 98261

Prepared for:

ConocoPhillips Alaska, Inc.,  
P.O. Box 100360  
Anchorage, AK 99510-0360

## EXECUTIVE SUMMARY

Moulton, L.L. and J. Pausanna. Harvest rates for the 2006 Colville River broad whitefish and burbot fisheries.

Between April 5 and May 5, 2006, information on burbot fishing success was obtained from 15 fishing groups. The groups expended 30 angler-days of effort, resulting in a catch of 95 burbot. As a result, the average catch per day was 3.4 burbot.

Fishing for broad whitefish typically begins when the river clears following break-up. During break-up, the river can contain a high load of organic peat, which fouls gill nets and renders them ineffective. As a result, most fishers wait until the peat load is at a low level, which may typically be in late June to early July. Summer rain that raises water level will again increase the peat load, and disrupt fishing. During summer 2006, monitored effort totaled 49 net-days. Most (75%) of this effort was in the Upper Nigliq fishing area near Nuiqsut. The most common mesh sizes were 5 3/8 and 5 1/2 inch (stretched mesh).

Fishing was sporadic through the summer as there were frequent rain storms in the drainage that resulted in high peat levels during most of the fishing period. There were short pulses of fishing effort when the river cleared followed by extended periods of no fishing when the river was full of detritus. This led to frustration among the fishermen, and a low level of effort compared to recent years.

Broad whitefish, the target species, comprised over 93% of the total observed catch in 2006. Humpback whitefish were a small portion of the catch. Four species of Pacific salmon made up 5% of the catch, with chum salmon being the most abundant salmon caught.

The overall average catch rate for broad whitefish in 2006 was 7.0 (standard deviation = 2.6) fish per net-day. Highest broad whitefish catch rates were recorded in 4.5 inch mesh, with low to moderate catch rates in the preferred 5 3/8 and 5 1/2 in meshes. Lengths of harvested fish were not obtained in 2006, but it is likely the large catches in the small mesh nets were smaller fish in the 400-500 mm

range. The larger meshes target fish in excess of 500 mm.

Tissues from 11 broad whitefish from both the Upper Nigliq and Fish Creek areas were analyzed for polyaromatic hydrocarbons (PAH) in 2006. Fish from each area were processed for muscle and liver analysis, eggs from 7 females were also analyzed. Tissues were analyzed by Analytical Resources, Inc., a laboratory that specializes in detecting PAH in water, sediments or tissues. The analyses were unable to detect any PAH in the sampled tissues at the part per billion level, thus it appears there is at present very little exposure to these compounds.

Catch in the broad whitefish fishery during 2006 was similar to that recorded in 1985 (Moulton et al. 1986). Broad whitefish were by far the dominant catch, followed by incidental numbers of salmon and humpback whitefish. One difference was the absence of Dolly Varden char in the 2006 catch – this species represented 13% of the summer catch in 1985.

The broad whitefish catch rate observed in 2006 (7.0 fish per day, standard deviation = 2.6) was higher than the 1985 catch rate of 3.2 fish per day (standard deviation = 2.2). Differences in distribution of the fishery, mesh sizes, time periods fished, and changes in the fish population size, could all contribute to the differences between years.

Changes in the age structure of the harvested population can reveal effects related to changes in fishing pressure. Age data were not collected in 2006, but samples from 2005 were collected by the NSB/DWM. The age structure from fish harvested in 2005 was not substantially different than that from 1985. In both years, most harvested fish were between 10 and 26 years of age. The small sample size and uncertainty about how well the 2005 data represent the delta-wide harvest preclude detailed analysis of the age distributions.

## TABLE OF CONTENTS

LIST OF FIGURES.....	iv
LIST OF TABLES .....	vi
INTRODUCTION.....	1
METHODS .....	2
RESULTS .....	4
Burbot Fishery .....	4
Broad Whitefish Fishery.....	4
Fishing Effort .....	4
Catch Composition.....	4
Comparative Catch Rates .....	5
Tissue Hydrocarbons .....	5
DISCUSSION.....	6
ACKNOWLEDGMENTS .....	7
LITERATURE CITED .....	8
APPENDIX A. Fishery Data .....	A-1
APPENDIX B. Tissue Hydrocarbon Data .....	B-1

## LIST OF FIGURES

Figure 1. Study area for the 2006 evaluation of the burbot and broad whitefish fishery based in Nuiqsut, main harvest areas for both species are indicated. ....	9
Figure 2. Broad whitefish fishing areas associated with the Nigliq Channel and Fish Creek delta. ....	10
Figure 3 Tuigauraq, the burbot fishing area, is a small side channel east of the main river. ....	11
Figure 4. Ages of broad whitefish harvested in 2005 as compared to those harvested in 1985. Substantial differences are not apparent (2005 data from North Slope Borough Department of Wildlife Management). ....	12

## LIST OF TABLES

Table 1. Observed effort and catch rate (CPUE) during 2006 Nuiqsut burbot fishery. ....	29
Table 2. Observed effort (in net days) in the 2006 summer fishery for broad whitefish at Nuiqsut, by mesh size and fishing area. ....	30
Table 3. Observed catch by species in the 2006 Nuiqsut summer gill net fishery. ....	31
Table 4. Observed CPUE (fish per day) effort in the 2006 summer fishery for broad whitefish at Nuiqsut, by mesh size and fishing area (sets over 12 hours only). ....	32

**HARVEST RATES FOR THE 2006 COLVILLE RIVER  
BROAD WHITEFISH AND BURBOT FISHERIES**

Lawrence L. Moulton

and

Jerry Pausanna

**INTRODUCTION**

Broad whitefish (*Coregonus nasus*. ) and burbot (*Lota lota*) are important to the subsistence lifestyle of Nuiqsut residents and are the target of directed fisheries. The abundance and harvest of Arctic cisco (*C. autumnalis*) has been monitored continuously since 1985 (Moulton et al. 2006), while the broad whitefish harvest was assessed only in 1985 (Moulton et al. 1986), and the burbot fishery has not been studied. In 2005, the North Slope Borough Department of Wildlife Management (NSB/DWM) expressed interest in developing information on the current harvest rates on these two species in order to evaluate current harvest levels and to evaluate future changes in the fishery.

Recent oil field development in the region has raised concerns that contamination from petroleum hydrocarbons may enter the local food supply. To address these concerns, NSB/DWM requested that samples broad whitefish caught in the fishery be evaluated for levels of polyaromatic hydrocarbons (PAH).

Specific objectives of the 2006 survey were to 1) obtain catch rate estimates for the spring burbot fishery, 2) obtain catch rate estimates for the summer broad whitefish fishery, and 3) assess levels of hydrocarbons in the tissues of broad whitefish caught in the subsistence fishery..



## **METHODS**

### **Fishery Assessment**

The study area includes the Colville River from the Itkillik River downstream to Harrison Bay (Figure 1). The 2006 study used three areas of concentrated fishing effort in the Nigliq Channel previously identified in fall fishery studies: 1) the Upper Nigliq Channel near Nuiqsut, 2) the Nanuk area of the Nigliq Channel, and 3) the Nigliq Delta, but also added the Fish Creek Delta (Figure 2) and the traditional burbot harvest location, Tuiqauraq (Figure 3).

The spring burbot fishery based in Nuiqsut begins when daylight increases and weather improves. In 2006, data collection began in early April and continued into early May. The fishery is focused on one location, Tuiqauraq, a small side channel of the Colville River approximately 5 miles from Nuiqsut. Fishers make day trips to the site, then jig for burbot through the ice, which is about 6 feet thick at that time of year.

The summer broad whitefish fishery begins as the river water drops and clears after breakup, typically in late June to early July. Gill nets are set along the Nigliq Channel, in lower Fish Creek, or in the main Colville River upstream from the head of the Nigliq Channel. Fishing can be accomplished through day trips from Nuiqsut, or from extended trips to fishing camps. In 2006, data collection extended from July 11 to August 29.

In 2006, data collection was primarily through direct interview with fishers. A meeting was held with the executive director of the Kuukpik Subsistence Oversight Panel (KSOP) prior to each fishery to identify participants in a log book program. Log books were issued to fishermen who had regularly participated in the fisheries, but few completed fishing logs were returned.

Data collected for the burbot fishery included the number of people participating, and the number of fish caught. All fishing was by jigging, and fishing effort was typically 2 to 4 hours. Effort was standardized to angler days.

During fisher interviews for the broad whitefish fishery, set duration, net length, and mesh size data were recorded so that catch-per-unit-effort (CPUE) could be calculated for the net set. Effort was calculated in net-days by using the start and end dates for each net. Effort data were adjusted for the various net lengths and set durations by standardizing net length to 18 m and set duration to 24 h. Within the main sampling areas, catch rates (CPUE) were estimated by obtaining catch and effort data by mesh size in each fishing area.

### Evaluation of Contaminants

Samples of broad whitefish from the Nigliq Channel and Fish Creek were obtained to test for potential tissue contamination. Five fish were obtained from Fish Creek, with another 6 fish from the Nigliq Channel. For each fish, samples of muscle tissue and liver tissue were screened for PAH levels. Eggs from 7 females were also retained for analysis. Tissues were placed in clean jars and frozen until delivered to the Analytical Resources, Inc. laboratory. At the lab, the fish were processed as needed to acquire extracts of the desired tissue (11 skinless muscle samples, 11 livers, 7 egg samples). Extracts were analyzed by combined gas chromatography –mass spectrometry (GCMS) for quantitative identification of 18 individual PAH's as follows:

CAS Number	Analyte	RL	Result
91-20-3	Naphthalene	10	< 10 U
91-57-6	2-Methylnaphthalene	10	< 10 U
208-96-8	Acenaphthylene	10	< 10 U
83-32-9	Acenaphthene	10	< 10 U
86-73-7	Fluorene	10	< 10 U
85-01-8	Phenanthrene	10	< 10 U
120-12-7	Anthracene	10	< 10 U
206-44-0	Fluoranthene	10	< 10 U
129-00-0	Pyrene	10	< 10 U
56-55-3	Benzo (a) anthracene	10	< 10 U
218-01-9	Chrysene	10	< 10 U
205-99-2	Benzo (b) fluoranthene	10	< 10 U
207-08-9	Benzo (k) fluoranthene	10	< 10 U
50-32-8	Benzo (a) pyrene	10	< 10 U
193-39-5	Indeno (1, 2, 3-cd) pyrene	10	< 10 U
53-70-3	Dibenz (a, h) anthracene	10	< 10 U
191-24-2	Benzo (g, h, i) perylene	10	< 10 U
132-64-9	Dibenzofuran	10	< 10 U

## **RESULTS**

### **Burbot Fishery**

Between April 5 and May 5, 2006, information on burbot fishing success was obtained from 15 fishing groups. The groups expended 30 angler-days of effort, resulting in a catch of 95 burbot (Table 1). As a result, the average catch per day was 3.4 burbot.

### **Broad Whitefish Fishery**

#### **Effort**

Fishing for broad whitefish typically begins when the river clears following break-up. During break-up, the river can contain a high load of organic peat, which fouls gill nets and renders them ineffective. As a result, most fishers wait until the peat load is at a low level. This may typically be in late June to early July. Summer rain that raises water level will again increase the peat load, and disrupt fishing. During summer 2006, monitored effort totaled 49 net-days (Table 2). Most (75%) of this effort was in the Upper Nigliq fishing area near Nuiqsut. The most common mesh sizes were 5 3/8 and 5 1/2 inch (stretched mesh).

Fishing was sporadic through the summer as there were frequent rain storms in the drainage that resulted in high peat levels during most of the fishing period. There were short pulses of fishing effort when the river cleared followed by extended periods of no fishing when the river was full of detritus. This led to frustration among the fishermen, and a low level of effort compared to recent years.

#### **Catch Composition**

Broad whitefish, the target species, comprised over 93% of the total observed catch in 2006 (Table 3). Humpback whitefish were a small portion of the catch. Four species of Pacific salmon made up 5% of the catch, with chum salmon being the most abundant salmon caught.

## **Comparative Catch Rates**

The overall average catch rate for broad whitefish in 2006 was 7.0 (standard deviation = 2.6) fish per net-day (Table 4). Highest broad whitefish catch rates were recorded in 4.5 inch mesh, with low to moderate catch rates in the preferred 5 3/8 and 5 1/2 in meshes. Lengths of harvested fish were not obtained in 2006, but it is likely the large catches in the small mesh nets were smaller fish in the 400-500 mm range. The larger meshes target fish in excess of 500 mm.

## **Tissue Hydrocarbons**

Tissues from 11 broad whitefish from both the Upper Nigliq and Fish Creek areas were analyzed for polyaromatic hydrocarbons (PAH) in 2006. Fish from each area were processed for muscle and liver analysis, eggs from 7 females were also analyzed. Tissues were analyzed by Analytical Resources, Inc., a laboratory that specializes in detecting PAH in water, sediments or tissues. The analyses were unable to detect any PAH in the sampled tissues at the part per billion level, thus it appears there is at present very little exposure to these compounds. Results of all the laboratory analyses are included in Appendix B.

## DISCUSSION

The 2006 evaluation of the burbot fishery was the first assessment of this harvest effort, thus there is no historical data for comparison.

Catch in the broad whitefish fishery during 2006 was similar to that recorded in 1985 (Moulton et al. 1986). Broad whitefish were by far the dominant catch, followed by incidental numbers of salmon and humpback whitefish. One difference was the absence of Dolly Varden char in the 2006 catch – this species represented 13% of the summer catch in 1985.

The broad whitefish catch rate observed in 2006 (7.0 fish per day, standard deviation = 2.6) was higher than the 1985 catch rate of 3.2 fish per day (standard deviation = 2.2). The 1985 CPUE estimate was based on a more intensive survey, which observed almost 180 net days of effort (Moulton et al. 1986). Differences in distribution of the fishery, mesh sizes, time periods fished, and changes in the fish population size, could all contribute to the differences between years.

Changes in the age structure of the harvested population can reveal effects related to changes in fishing pressure. Age data were not collected in 2006, but samples from 2005 were collected by the NSB/DWM. The age structure from fish harvested in 2005 was not substantially different than that from 1985 (Figure ). In both years, most harvested fish were between 10 and 26 years of age. The small sample size and uncertainty about how well the 2005 data represent the delta-wide harvest preclude detailed analysis of the age distributions.

The lack of detectable PAH concentrations in broad whitefish tissues, along with similar findings in 2005 for Arctic cisco (Moulton et al. 2006), indicate that contamination of fish from petroleum hydrocarbons is low or non-existent.

## **ACKNOWLEDGMENTS**

The study was funded by the ConocoPhillips Alaska, Inc. The study was administered by Caryn Rea, J. Brady Crouch and Sally Rothwell of ConocoPhillips Alaska. Data from fishery logbooks was provided by Nuiqsut residents, including Lloyd Ipalook and David Pausanna. The Nukapigak family, Anne Lampe, Lydia Souvalik, Robert Kilapsuk also contributed data during the summer fishery.

## LITERATURE CITED

Moulton L.L., J. Field, and S. Brotherton. 1986. Assessment of the Colville River fishery in 1985. Chap. 3 *in* Colville River Fish Study, Final Report. Report by Entrix Inc. for ARCO Alaska Inc., North Slope Borough, and the City of Nuiqsut. 83 p.

Moulton, L.L., B.T. Seavey and J. Pausanna. 2006. Harvest rates for the 2005 Colville River fall fishery. Report by MJM Research to ConocoPhillips Alaska, Inc. Lopez Island, WA. 88p.

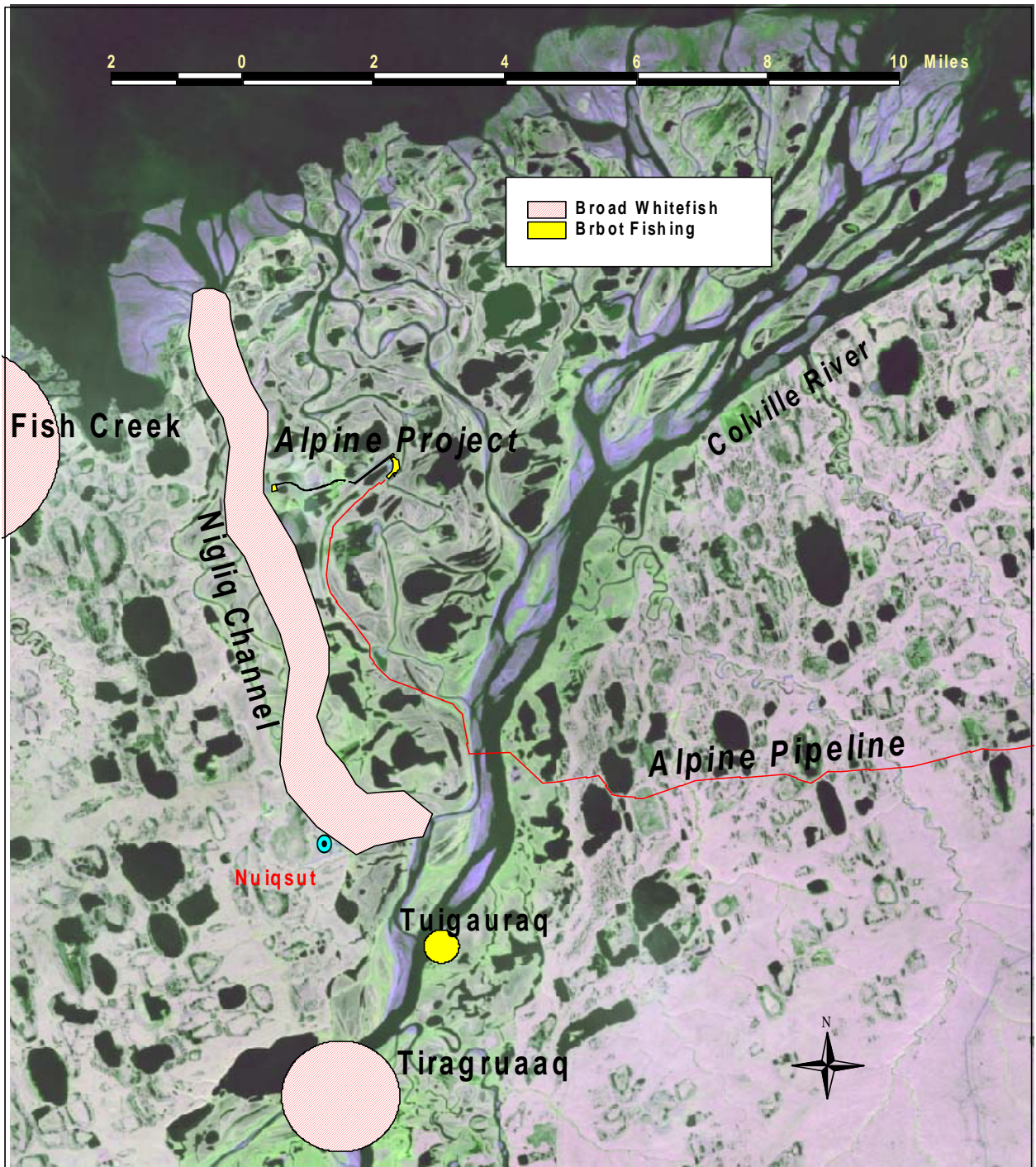


Figure 1. Study area for the 2006 evaluation of the burbot and broad whitefish fishery based in Nuiqsut, main harvest areas for both species are indicated.





Figure 2. Broad whitefish fishing areas associated with the Nigliq Channel and Fish Creek delta.



Figure 3 Tuigauraq, the burbot fishing area, is a small side channel east of the main river.

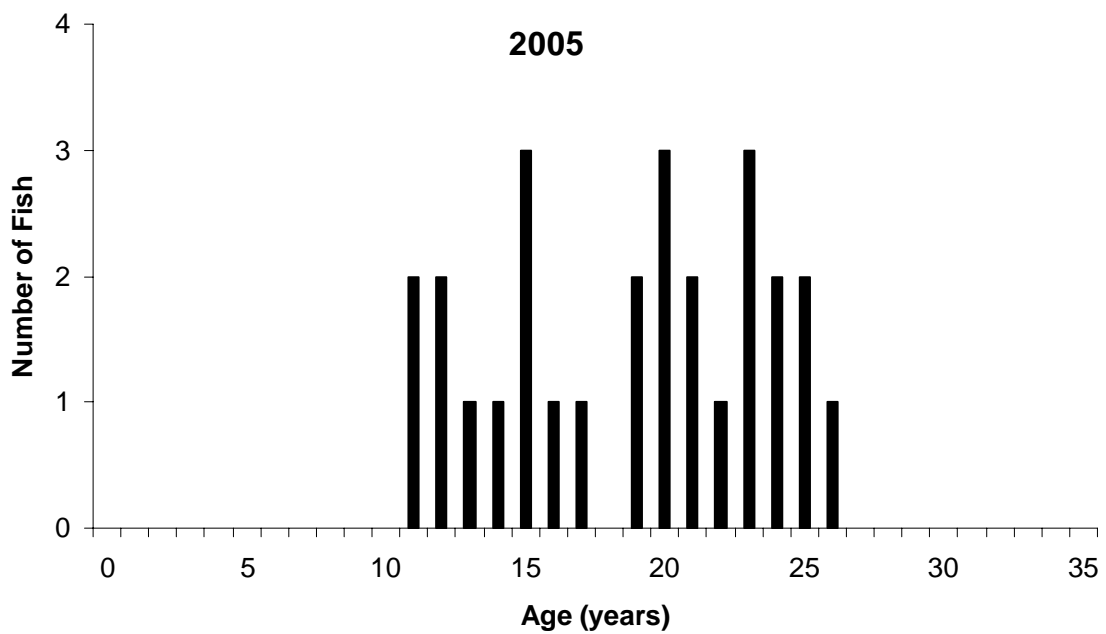
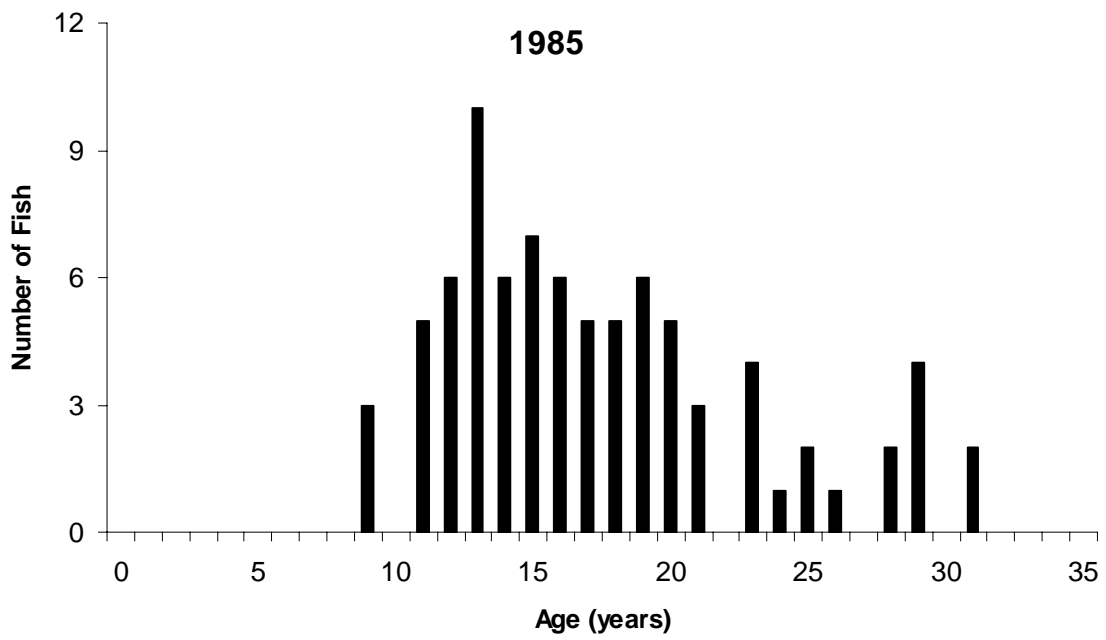


Figure 4. Ages of broad whitefish harvested in 2005 as compared to those harvested in 1985. Substantial differences are not apparent (2005 data from North Slope Borough Department of Wildlife Management).

Table 1. Observed effort and catch rate (CPUE) during 2006 Nuiqsut burbot fishery.

Date	Effort (angler- days)	Catch (number of fish)	CPUE (fish per day)
Apr 07	1	3	3.0
Apr 09	2	9	4.5
Apr 15	3	5	1.7
May 01	10	23	2.3
May 06	5	30	6.0
May 07	9	25	2.8
Total :	30	95	
Average:			3.4

Table 2. Observed effort (in net days) in the 2006 summer fishery for broad whitefish at Nuiqsut, by mesh size and fishing area.

Effort (net-days)					
Mesh Size (inches)	Fishing Area				Total
	50	610	650	670	
4.50		9.0			9.0
5.375		16.8			16.8
5.50		11.3	4.8		16.0
unknown	2.0			5.3	7.3
Total	2.0	37.1	4.8	5.3	49.1

Table 3. Observed catch by species in the 2006 Nuiqsut summer gill net fishery

Species	Fishing Area				Total
	50	610	650	670	
Broad whitefish	12	234	70	25	341
Humpback whitefish		8			8
Chum salmon		11			11
Pink salmon		6			6
Chinook salmon		1			1
Sockeye salmon		1			1
<b>Total</b>	<b>12</b>	<b>261</b>	<b>70</b>	<b>25</b>	<b>368</b>

Table 4. Observed CPUE (fish per day) effort in the 2006 summer fishery for broad whitefish at Nuiqsut, by mesh size and fishing area (sets over 12 hours only)

CPUE (fish per day)					
Mesh Size (inches)	Fishing Area				Total
	50	610	650	670	
4.50		18.7			18.7
5.375		1.7			1.7
5.50		3.0	10.8		5.3
unknown	6.0			4.7	5.1
Average:	6.0	6.6	10.8	4.7	7.0

**APPENDIX A.**

**Fishery Data**



Appendix Table 1. Catch and effort data from 2006 burbot fishing season at Nuiqsut, all effort was expended at Tuigauraq.

Date	Number of Fishers	Number of Burbot	Angler Days	Burbot CPUE
4/7/2006	1	3	1.0	3.00
4/9/2006	2	9	2.0	4.50
4/15/2006	3	5	3.0	1.67
5/1/2006	2	11	2.0	5.50
5/1/2006	4	6	4.0	1.50
5/1/2006	1	3	1.0	3.00
5/1/2006	3	3	3.0	1.00
5/6/2006	1	10	1.0	10.00
5/6/2006	3	16	3.0	5.33
5/6/2006	1	4	1.0	4.00
5/7/2006	2	4	2.0	2.00
5/7/2006	2	8	2.0	4.00
5/7/2006	1	3	1.0	3.00
5/7/2006	2	1	2.0	0.50
5/7/2006	2	9	2.0	4.50

Appendix Table 2. Catch and effort data from 2006 broad whitefish fishing season at Nuiqsut.

Fisher Code	Fishing Area	Date	Net		Set		Species	Catch	Effort (net-days)	CPUE (fish/24 hrs)	Notes
			Length (ft)	Mesh (inches)	Duration (hrs)						
51	610	7/11/2006	100	5.50	24	BDWF	4	1.7	2.40		
51	610	7/11/2006	80	4.50	24	BDWF	35	1.3	26.25		
4	50	7/12/2006	60		24	BDWF	5	1.0	5.00		
51	610	7/12/2006	100	5.50	22	BDWF	3	1.5	2.01		
51	610	7/12/2006	80	4.50	22	HBWF	1	1.2	0.84		
51	610	7/12/2006	80	4.50	22	BDWF	18	1.2	15.07		
4	50	7/13/2006	60		24	BDWF	7	1.0	7.00		
51	610	7/13/2006	100	5.50	24	BDWF	4	1.7	2.40		
51	610	7/13/2006	80	4.50	24	HBWF	5	1.3	3.75		
51	610	7/13/2006	80	4.50	24	BDWF	18	1.3	13.50		
36	670	7/14/2006	80		24	BDWF	2	1.3	1.50		
51	610	7/14/2006	100	5.50	23	BDWF	4	1.6	2.56		
51	610	7/14/2006	80	4.50	23	HBWF	1	1.3	0.80		
51	610	7/14/2006	80	4.50	23	BDWF	14	1.3	11.20		
36	670	7/15/2006	80		24	BDWF	3	1.3	2.25		
51	610	7/15/2006	100	5.50	23	BDWF	7	1.6	4.48		
51	610	7/15/2006	80	4.50	23	BDWF	22	1.3	17.60		
79	670	7/16/2006	80		24	BDWF	6	1.3	4.50		
51	610	7/16/2006	100	5.50	24	BDWF	9	1.7	5.40		
51	610	7/16/2006	80	4.50	24	BDWF	57	1.3	42.75		
51	610	7/17/2006	100	5.50	24	BDWF	3	1.7	1.80		
51	610	7/17/2006	80	4.50	24	BDWF	6	1.3	4.50		
10	650	7/25/2006	80	5.50	1	BDWF	1	0.1	18.00		
10	650	7/29/2006	80	5.50	1	BDWF	4	0.1	72.00		
36	670	7/31/2006	80		24	BDWF	14	1.3	10.50		
25	610	8/1/2006	100	5.375	24	BDWF	5	1.7	3.00		

Appendix Table 1. Catch and effort data from 2006 broad whitefish fishing season at Nuiqsut,

Fisher Code	Fishing Area	Date	Net		Set		Species	CPUE		Notes
			Length (ft)	Mesh (inches)	Duration (hrs)	Catch		Effort (net-days)	(fish/24 hrs)	
10	650	8/1/2006	100	5.50	4	BDWF	3	0.3	10.80	
10	650	8/1/2006	80	5.50	4	BDWF	6	0.2	27.00	
25	610	8/2/2006	100	5.375	24	BDWF	6	1.7	3.60	River Dirty - drift wood flowing down river
10	650	8/2/2006	80	5.50	24	BDWF	12	1.3	9.00	
10	650	8/2/2006	100	5.50	2	BDWF	13	0.1	93.60	
92	610	8/3/2006	60	5.375	30	BDWF	5	1.3	4.00	
92	610	8/3/2006	60	5.375	30	CHUM	2	1.3	1.60	
10	650	8/3/2006	80	5.50	24	BDWF	15	1.3	11.25	
10	650	8/4/2006	80	5.50	24	BDWF	16	1.3	12.00	
25	610	8/9/2006	100	5.375	24	BDWF	0	1.7	0.00	Pulled Net, river stilldirty
25	610	8/9/2006	100	5.375	24	SOCK	1	1.7	0.60	Pulled Net, river stilldirty
25	610	8/21/2006	100	5.375	15	BDWF	0	1.0	0.00	Set net on Aug 20
25	610	8/21/2006	100	5.375	15	PINK	2	1.0	1.92	Set net on Aug 20
25	610	8/22/2006	100	5.375	24	BDWF	0	1.7	0.00	
25	610	8/22/2006	100	5.375	24	HBWF	1	1.7	0.60	
25	610	8/22/2006	100	5.375	24	PINK	2	1.7	1.20	
25	610	8/22/2006	100	5.375	24	CHUM	2	1.7	1.20	
25	610	8/23/2006	100	5.375	24	BDWF	0	1.7	0.00	
25	610	8/23/2006	100	5.375	24	PINK	1	1.7	0.60	
92	610	8/23/2006	60	5.375	24	BDWF	0	1.0	0.00	
92	610	8/23/2006	60	5.375	24	PINK	1	1.0	1.00	
25	610	8/28/2006	100	5.375	24	BDWF	0	1.7	0.00	
25	610	8/28/2006	100	5.375	24	CHIN	1	1.7	0.60	
92	610	8/28/2006	60	5.375	18	BDWF	4	0.8	5.33	
92	610	8/28/2006	60	5.375	18	CHUM	1	0.8	1.33	
25	610	8/28/2006	100	5.375	6	BDWF	3	0.4	7.20	

Appendix Table 1. Catch and effort data from 2006 broad whitefish fishing season at Nuiqsut,

Fisher Code	Fishing Area	Date	Net		Set		Species	Effort (net-days)	CPUE (fish/24 hrs)	Notes
			Length (ft)	Mesh (inches)	Duration (hrs)	Catch				
92	610	8/28/2006	60	5.375	7	BDWF	3	0.3	10.29	
92	610	8/29/2006	60	5.375	18	BDWF	2	0.8	2.67	
92	610	8/29/2006	60	5.375	18	CHUM	4	0.8	5.33	
25	610	8/29/2006	100	5.375	18	BDWF	2	1.3	1.60	
25	610	8/29/2006	100	5.375	18	CHUM	2	1.3	1.60	

BDWF = broad whitefish

PINK = pink salmon

HBWF = humpback whiefish

CHIN = chinook salmon

CHUM = chum salmon

SOCK = sockeye salmon

50 = Main River upstream from Nigliq Channel

610 = Upper Nigliq area

650 = Nanuk area

**APPENDIX B**

**Tissue Hydrocarbon Data**



**Analytical Resources, Incorporated**  
Analytical Chemists and Consultants

October 9, 2006

Larry Moulton  
MJM Research  
[lmoulton@rockisland.com](mailto:lmoulton@rockisland.com)

**RE: Project: Nuiqsut Broad Whitefish**  
**ARI Job: JV56 & JV58**

Dear Larry,


Please find enclosed chain of custody records and analytical results for the above referenced project. Analytical Resources, Inc. accepted 20 fish samples in good condition on September 7, 2006..

The fish samples were prepared and analyzed for SIM PNA's, as requested.

Please refer to the case narrative for anomalies associated with these samples.

Quality control analysis results are included for your review. Copies of the reports and all associated raw data will be kept on file electronically at ARI. If you have any questions or require additional information, please contact me at your convenience.

Sincerely,  
ANALYTICAL RESOURCES, INC.

  
Susan D. Dunnihoo  
Client Services Manager  
(206) 695-6207  
[sue@arilabs.com](mailto:sue@arilabs.com)

[www.arilabs.com](http://www.arilabs.com)

Enclosures



## Case Narrative

**Client:** MJM Research  
**Project:** Nuiqsut Broad Whitefish  
**Matrix:** Tissue  
**ARI Job Nos.** JV56 & JV58

### Sample receipt

Twenty-nine tissue samples were received on September 7, 2006 under ARI Jobs JV56 and JV58. Samples were iced and the cooler temperatures measured by IR thermometer following ARI SOP were -2.2° C, consistent with information that samples were stored frozen. Samples were received in good condition with no discrepancies in paperwork.

### SIM PNA by Method 8270

The samples were extracted on 09/18-09/20/2006 and analyzed on 09/26-10/3/2006 within the method recommended holding times for frozen samples.

**Samples:** The first analysis of the samples showed high lipid content, interfering with internal standard areas. All extracts were returned to extraction for additional cleanups, with the cleanup based on the estimated lipid content, using a Silica Gel fractionation. The second analysis had lower reporting limits and only those results have been included in this report.

There were no other anomalies associated with these samples.

**Method Blank:** The method blanks were free of contamination.

**Surrogates:** Surrogate recoveries were within the advisory limits of 30% - 160%

**LCS/LCSD:** QC samples were also taken through the additional cleanup. All percent recoveries were within the advisory limits of 30% - 160%.

**MS/MSD:** QC samples were also taken through the additional cleanup. All percent recoveries were within the advisory limits of 30% - 160%.

# Chain of Custody Record & Laboratory Analysis Request

ARI Assigned Number: JV56 Turn-around Requested: \_\_\_\_\_

ARI Client Company: 1707 Research Phone: 360-468-4821

Client Contact: Lawrence Moulton

Client Project Name: Muigut Broad Whitefish

Client Project #: \_\_\_\_\_ Samplers: L. Moulton / J. Seigle

Page: 1 of 3

Date: \_\_\_\_\_ Ice Present? Y

No. of Coolers: 1 Cooler Temps: -2.2



Analytical Resources, Incorporated  
 Analytical Chemists and Consultants  
 4611 South 134th Place, Suite 100  
 Tukwila, WA 98168  
 206-695-6200 206-695-6201 (fax)

**FROZEN!**

Sample ID	Date	Time	Matrix	No. Containers
BDWF.FC.06.01 MUSCLE	7/23/06		TISSUE	1
BDWF.FC.06.01 LIVER	7/23/06		<del>PAH</del>	1
BDWF.FC.06.01 EGGS	7/23/06		<del>PAH</del>	1
BDWF.FC.06.02 MUSCLE	7/23/06		<del>PAH</del>	1
BDWF.FC.06.02 LIVER	7/23/06		<del>PAH</del>	1
BDWF.FC.06.02 EGGS	7/23/06		<del>PAH</del>	1
BDWF.FC.06.03 MUSCLE	7/23/06		<del>PAH</del>	1
BDWF.FC.06.03 LIVER	7/23/06		<del>PAH</del>	1
BDWF.FC.06.03 EGGS	7/23/06		<del>PAH</del>	1
BDWF.FC.06.04 MUSCLE	7/23/06		<del>PAH</del>	1

Analysis Requested							Notes/Comments
PAH							

Comments/Special Instructions	Relinquished by: (Signature) <u>L. Moulton</u>	Received by: (Signature) <u>J. Seigle</u>	Relinquished by: (Signature) _____	Received by: (Signature) _____
	Printed Name: <u>Lawrence Moulton</u>	Printed Name: <u>BRIAN KENNEL</u>	Printed Name: _____	Printed Name: _____
	Company: <u>1707 Research</u>	Company: <u>ARI</u>	Company: _____	Company: _____
	Date & Time: <u>9/7/06 10:15</u>	Date & Time: <u>9/7/06 10:15</u>	Date & Time: _____	Date & Time: _____

**Limits of Liability:** ARI will perform all requested services in accordance with appropriate methodology following ARI Standard Operating Procedures and the ARI Quality Assurance Program. This program meets standards for the industry. The total liability of ARI, its officers, agents, employees, or successors, arising out of or in connection with the requested services, shall not exceed the invoiced amount for said services. The acceptance by the client of a proposal for services by ARI release ARI from any liability in excess thereof, notwithstanding any provision to the contrary in any contract, purchase order or co-signed agreement between ARI and the Client.

**Sample Retention Policy:** All samples submitted to ARI will be appropriately discarded no sooner than 90 days after receipt or 60 days after submission of hardcopy data, whichever is longer, unless alternate retention schedules have been established by work-order or contract.



# Chain of Custody Record & Laboratory Analysis Request

ARI Assigned Number: <i>JV56</i>	Turn-around Requested:
ARI Client Company: <i>MJ17 Research</i>	Phone: <i>360-468-4821</i>
Client Contact: <i>Lawrence Noulton</i>	
Client Project Name: <i>Nuigut Broadwhitefish</i>	
Client Project #:	Samplers: <i>L. Noulton / J. Seigle</i>

Page: <i>2</i>	of <i>3</i>
Date:	Ice Present? <i>Y</i>
No. of Coolers: <i>1</i>	Cooler Temps: <i>-2.2</i>



Analytical Resources, Incorporated  
Analytical Chemists and Consultants  
4611 South 134th Place, Suite 100  
Tukwila, WA 98168  
206-695-6200 206-695-6201 (fax)

*Frozen!*

Sample ID	Date	Time	Matrix	No. Containers	Analysis Requested							Notes/Comments	
					PAH								
<i>BDWF-FC-06-04 LIVER</i>	<i>7/23/06</i>		<i>TISSUE</i>	<i>1</i>	<input checked="" type="checkbox"/>								
<i>BDWF-FC-06-05 muscle</i>	<i>7/24/06</i>	<i>2330</i>			<input checked="" type="checkbox"/>								
<i>BDWF-FC-06-05 liver</i>	<i>7/24/06</i>	<i>2330</i>			<input checked="" type="checkbox"/>								
<i>BDWF-FC-06-05 eggs</i>	<i>7/24/06</i>	<i>2330</i>			<input checked="" type="checkbox"/>								
<i>BDWF-NC-06-06 muscle</i>	<i>8/2/06</i>	<i>2330</i>			<input checked="" type="checkbox"/>								
<i>BDWF-NC-06-06 liver</i>	<i>8/2/06</i>	<i>2330</i>			<input checked="" type="checkbox"/>								
<i>BDWF-NC-06-06 eggs</i>	<i>8/2/06</i>	<i>2330</i>			<input checked="" type="checkbox"/>								
<i>BDWF-NC-06-07 muscle</i>	<i>8/2/06</i>	<i>2330</i>			<input checked="" type="checkbox"/>								
<i>BDWF-NC-06-07 liver</i>	<i>8/2/06</i>	<i>2330</i>			<input checked="" type="checkbox"/>								
<i>BDWF-NC-06-07 eggs</i>	<i>8/2/06</i>	<i>2330</i>			<input checked="" type="checkbox"/>								

Comments/Special Instructions	Relinquished by: (Signature) <i>L. Noulton</i>	Received by: (Signature) <i>Brian Welch</i>	Relinquished by: (Signature)	Received by: (Signature)
	Printed Name: <i>Lawrence Noulton</i>	Printed Name: <i>BRIAN WELCH</i>	Printed Name:	Printed Name:
	Company: <i>MJ17 Research</i>	Company: <i>ARI</i>	Company:	Company:
	Date & Time: <i>9/7/06 10:15</i>	Date & Time: <i>9/7/06 10:15</i>	Date & Time:	Date & Time:

**Limits of Liability:** ARI will perform all requested services in accordance with appropriate methodology following ARI Standard Operating Procedures and the ARI Quality Assurance Program. This program meets standards for the industry. The total liability of ARI, its officers, agents, employees, or successors, arising out of or in connection with the requested services, shall not exceed the Invoiced amount for said services. The acceptance by the client of a proposal for services by ARI release ARI from any liability in excess thereof, notwithstanding any provision to the contrary in any contract, purchase order or co-signed agreement between ARI and the Client.

**Sample Retention Policy:** All samples submitted to ARI will be appropriately discarded no sooner than 90 days after receipt or 60 days after submission of hardcopy data, whichever is longer, unless alternate retention schedules have been established by work-order or contract.

# Chain of Custody Record & Laboratory Analysis Request

ARI Assigned Number: <i>JV58</i>	Turn-around Requested:
ARI Client Company: <i>MQI Research</i>	Phone: <i>360-468-4821</i>
Client Contact: <i>Lawrence Noulton</i>	
Client Project Name: <i>Nuigut Broad Whitefish</i>	
Client Project #:	Samplers: <i>Lot Noulton / J. Seigle</i>

Page: <i>3</i>	of <i>3</i>
Date:	Ice Present? <i>Y</i>
No. of Coolers: <i>1</i>	Cooler Temps: <i>-2.2</i>



**Analytical Resources, Incorporated**  
 Analytical Chemists and Consultants  
 4611 South 134th Place, Suite 100  
 Tukwila, WA 98168  
 206-695-6200 206-695-6201 (fax)

*Frozen!*

Sample ID	Date	Time	Matrix	No. Containers	Analysis Requested								Notes/Comments	
					PAH									
<i>BDWF-NC-06-08 muscle</i>	<i>8-2-06</i>	<i>2330</i>	<i>tissue</i>	<i>1</i>	<input checked="" type="checkbox"/>									
<i>BDWF-NC-06-08 liver</i>	<i>8-2-06</i>	<i>2330</i>			<input checked="" type="checkbox"/>									
<i>BDWF-NC-06-09 muscle</i>	<i>8-2-06</i>	<i>2330</i>			<input checked="" type="checkbox"/>									
<i>BDWF-NC-06-09 liver</i>	<i>8-2-06</i>	<i>2330</i>			<input checked="" type="checkbox"/>									
<i>BDWF-NC-06-09 eggs</i>	<i>8-2-06</i>	<i>2330</i>			<input checked="" type="checkbox"/>									
<i>BDWF-NC-06-10 muscle</i>	<i>8-2-06</i>	<i>2330</i>			<input checked="" type="checkbox"/>									
<i>BDWF-NC-06-10 liver</i>	<i>8-2-06</i>	<i>2330</i>			<input checked="" type="checkbox"/>									
<i>BDWF-NC-06-11 muscle</i>	<i>8-2-06</i>	<i>2330</i>			<input checked="" type="checkbox"/>									
<i>BDWF-NC-06-11 liver</i>	<i>8-2-06</i>	<i>2330</i>	<input checked="" type="checkbox"/>	<input checked="" type="checkbox"/>	<input checked="" type="checkbox"/>									

Comments/Special Instructions	Relinquished by: (Signature) <i>L Noulton</i>	Received by: (Signature) <i>Brian Kenel</i>	Relinquished by: (Signature)	Received by: (Signature)
	Printed Name: <i>Lawrence Noulton</i>	Printed Name: <i>Brian Kenel</i>	Printed Name:	Printed Name:
	Company: <i>MQI Research</i>	Company: <i>ARI</i>	Company:	Company:
	Date & Time: <i>9/7/06 1015</i>	Date & Time: <i>9/7/06 1015</i>	Date & Time:	Date & Time:

**Limits of Liability:** ARI will perform all requested services in accordance with appropriate methodology following ARI Standard Operating Procedures and the ARI Quality Assurance Program. This program meets standards for the industry. The total liability of ARI, its officers, agents, employees, or successors, arising out of or in connection with the requested services, shall not exceed the Invoiced amount for said services. The acceptance by the client of a proposal for services by ARI release ARI from any liability in excess thereof, notwithstanding any provision to the contrary in any contract, purchase order or co-signed agreement between ARI and the Client.

**Sample Retention Policy:** All samples submitted to ARI will be appropriately discarded no sooner than 90 days after receipt or 60 days after submission of hardcopy data, whichever is longer, unless alternate retention schedules have been established by work-order or contract.

# Cooler Receipt Form



ARI Client: MG MSM Research Project Name: Nights Broad Whitefish  
COC NO.: \_\_\_\_\_ Delivered By: Hand  
Tracking NO.: \_\_\_\_\_ Date: 9/7/06  
ARI Job No.: JV56 ° JV58 Lims NO.: \_\_\_\_\_

### Preliminary Examination Phase:

1. Were intact, properly signed and dated custody seals attached  
To the outside of the cooler? ..... YES  NO
2. Were custody papers included with the cooler ..... YES  NO
3. Were custody papers properly filled out (ink, signed etc.)? ..... YES  NO
4. Complete custody forms and attach all shipping documents ..... OK  NA

Cooler Accepted BY: B-D JH Date: 9/7/06 Time: 1015

### Log-IN Phase:

5. Was a temperature blank include in the cooler? ..... YES  NO
6. Record Cooler Temperature..... FROZEN! -2.2 °C
7. What kind of packing material was used? ..... BW
8. Was sufficient ice used (if appropriate)? ..... YES  NO
9. Were all bottles sealed in separate plastic bags? ..... YES  NO
10. Did all bottles arrive in good condition (unbroken)? ..... YES  NO
11. Were all bottle labels complete and legible? ..... YES  NO
12. Did all bottle labels and tags agree with custody papers? ..... YES  NO
13. Were all bottles used correct for the requested analyses? ..... YES  NO
14. Do any of the analyses (bottles) require preservative?  
(If so, Preservation checklist must be attached) ..... YES  NO
15. Were all VOA vials free of air bubbles? ..... ~~YES~~ NO
16. Was sufficient amount of sample sent in each bottle? ..... YES  NO
17. Notify Project Manager of any discrepancies or concerns..... OK  NA

Cooler Opened By: B-D JH Date: 9/7/06 Time: 1015

Explain any discrepancies or negative responses:

-----  
-----  
-----  
-----  
-----  
-----  
-----  
-----  
-----

**ORGANICS ANALYSIS DATA SHEET**

PNA's by SW8270D-SIM GC/MS

Page 1 of 1

Sample ID: BDWF-FC-06-01 MUSCLE

SAMPLE

Lab Sample ID: JV56A

LIMS ID: 06-16353

Matrix: Tissue

Data Release Authorized: *WVW*

Reported: 10/04/06

QC Report No: JV56-MJM Research

Project: NUIQSUT BROAD WHITEFISH

Event: NA

Date Sampled: 07/23/06

Date Received: 09/07/06

Date Extracted: 09/18/06

Date Analyzed: 10/03/06 13:35

Instrument/Analyst: NT1/VTS

GPC Cleanup: No

Sample Amount: 5.04 g-as-rec

Final Extract Volume: 4.0 mL

Dilution Factor: 1.00

Percent Moisture: NA

CAS Number	Analyte	RL	Result
91-20-3	Naphthalene	79	< 79 U
91-57-6	2-Methylnaphthalene	79	< 79 U
208-96-8	Acenaphthylene	79	< 79 U
83-32-9	Acenaphthene	79	< 79 U
86-73-7	Fluorene	79	< 79 U
85-01-8	Phenanthrene	79	< 79 U
120-12-7	Anthracene	79	< 79 U
206-44-0	Fluoranthene	79	< 79 U
129-00-0	Pyrene	79	< 79 U
56-55-3	Benzo (a) anthracene	79	< 79 U
218-01-9	Chrysene	79	< 79 U
205-99-2	Benzo (b) fluoranthene	79	< 79 U
207-08-9	Benzo (k) fluoranthene	79	< 79 U
50-32-8	Benzo (a) pyrene	79	< 79 U
193-39-5	Indeno (1,2,3-cd) pyrene	79	< 79 U
53-70-3	Dibenz (a,h) anthracene	79	< 79 U
191-24-2	Benzo (g,h,i) perylene	79	< 79 U
132-64-9	Dibenzofuran	79	< 79 U

Reported in  $\mu\text{g}/\text{kg}$  (ppb)

**SIM Semivolatile Surrogate Recovery**

d10-2-Methylnaphthalene 78.7%

d14-Dibenzo (a,h) anthracen 88.0%

**ORGANICS ANALYSIS DATA SHEET**

PNA's by SW8270D-SIM GC/MS

Page 1 of 1

Sample ID: BDWF-FC-06-01 LIVER

SAMPLE

Lab Sample ID: JV56B

LIMS ID: 06-16354

Matrix: Tissue

Data Release Authorized: *MW*

Reported: 10/04/06

QC Report No: JV56-MJM Research

Project: NUIQSUT BROAD WHITEFISH

Event: NA

Date Sampled: 07/23/06

Date Received: 09/07/06

Date Extracted: 09/18/06

Date Analyzed: 10/03/06 14:01

Instrument/Analyst: NT1/VTS

GPC Cleanup: No

Sample Amount: 5.01 g-as-rec

Final Extract Volume: 4.0 mL

Dilution Factor: 1.00

Percent Moisture: NA

CAS Number	Analyte	RL	Result
91-20-3	Naphthalene	80	< 80 U
91-57-6	2-Methylnaphthalene	80	< 80 U
208-96-8	Acenaphthylene	80	< 80 U
83-32-9	Acenaphthene	80	< 80 U
86-73-7	Fluorene	80	< 80 U
85-01-8	Phenanthrene	80	< 80 U
120-12-7	Anthracene	80	< 80 U
206-44-0	Fluoranthene	80	< 80 U
129-00-0	Pyrene	80	< 80 U
56-55-3	Benzo (a) anthracene	80	< 80 U
218-01-9	Chrysene	80	< 80 U
205-99-2	Benzo (b) fluoranthene	80	< 80 U
207-08-9	Benzo (k) fluoranthene	80	< 80 U
50-32-8	Benzo (a) pyrene	80	< 80 U
193-39-5	Indeno (1,2,3-cd) pyrene	80	< 80 U
53-70-3	Dibenz (a,h) anthracene	80	< 80 U
191-24-2	Benzo (g,h,i) perylene	80	< 80 U
132-64-9	Dibenzofuran	80	< 80 U

Reported in  $\mu\text{g}/\text{kg}$  (ppb)

**SIM Semivolatile Surrogate Recovery**

d10-2-Methylnaphthalene 78.7%  
d14-Dibenzo (a,h) anthracen 85.3%

**ORGANICS ANALYSIS DATA SHEET**

PNAs by SW8270D-SIM GC/MS

Page 1 of 1

Sample ID: BDWF-FC-06-01 EGGS

SAMPLE

Lab Sample ID: JV56C

QC Report No: JV56-MJM Research

LIMS ID: 06-16355

Project: NUIQSUT BROAD WHITEFISH

Matrix: Tissue

Event: NA

Data Release Authorized: YNW

Date Sampled: 07/23/06

Reported: 10/04/06

Date Received: 09/07/06

Date Extracted: 09/18/06

Sample Amount: 5.01 g-as-rec

Date Analyzed: 10/03/06 14:27

Final Extract Volume: 4.0 mL

Instrument/Analyst: NT1/VTS

Dilution Factor: 1.00

GPC Cleanup: No

Percent Moisture: NA

CAS Number	Analyte	RL	Result
91-20-3	Naphthalene	80	< 80 U
91-57-6	2-Methylnaphthalene	80	< 80 U
208-96-8	Acenaphthylene	80	< 80 U
83-32-9	Acenaphthene	80	< 80 U
86-73-7	Fluorene	80	< 80 U
85-01-8	Phenanthrene	80	< 80 U
120-12-7	Anthracene	80	< 80 U
206-44-0	Fluoranthene	80	< 80 U
129-00-0	Pyrene	80	< 80 U
56-55-3	Benzo (a) anthracene	80	< 80 U
218-01-9	Chrysene	80	< 80 U
205-99-2	Benzo (b) fluoranthene	80	< 80 U
207-08-9	Benzo (k) fluoranthene	80	< 80 U
50-32-8	Benzo (a) pyrene	80	< 80 U
193-39-5	Indeno (1,2,3-cd) pyrene	80	< 80 U
53-70-3	Dibenz (a,h) anthracene	80	< 80 U
191-24-2	Benzo (g,h,i) perylene	80	< 80 U
132-64-9	Dibenzofuran	80	< 80 U

Reported in  $\mu\text{g}/\text{kg}$  (ppb)

**SIM Semivolatile Surrogate Recovery**

d10-2-Methylnaphthalene 78.7%

d14-Dibenzo (a,h) anthracen 77.3%

**ORGANICS ANALYSIS DATA SHEET**

PNAs by SW8270D-SIM GC/MS

Page 1 of 1

Sample ID: BDWF-FC-06-02 MUSCLE

SAMPLE

Lab Sample ID: JV56D

LIMS ID: 06-16356

Matrix: Tissue

Data Release Authorized: *WJW*

Reported: 10/04/06

QC Report No: JV56-MJM Research

Project: NUIQSUT BROAD WHITEFISH

Event: NA

Date Sampled: 07/23/06

Date Received: 09/07/06

Date Extracted: 09/18/06

Date Analyzed: 10/03/06 14:58

Instrument/Analyst: NT1/VTS

GPC Cleanup: No

Sample Amount: 5.05 g-as-rec

Final Extract Volume: 4.0 mL

Dilution Factor: 1.00

Percent Moisture: NA

CAS Number	Analyte	RL	Result
91-20-3	Naphthalene	79	< 79 U
91-57-6	2-Methylnaphthalene	79	< 79 U
208-96-8	Acenaphthylene	79	< 79 U
83-32-9	Acenaphthene	79	< 79 U
86-73-7	Fluorene	79	< 79 U
85-01-8	Phenanthrene	79	< 79 U
120-12-7	Anthracene	79	< 79 U
206-44-0	Fluoranthene	79	< 79 U
129-00-0	Pyrene	79	< 79 U
56-55-3	Benzo (a) anthracene	79	< 79 U
218-01-9	Chrysene	79	< 79 U
205-99-2	Benzo (b) fluoranthene	79	< 79 U
207-08-9	Benzo (k) fluoranthene	79	< 79 U
50-32-8	Benzo (a) pyrene	79	< 79 U
193-39-5	Indeno (1,2,3-cd) pyrene	79	< 79 U
53-70-3	Dibenz (a,h) anthracene	79	< 79 U
191-24-2	Benzo (g,h,i) perylene	79	< 79 U
132-64-9	Dibenzofuran	79	< 79 U

Reported in  $\mu\text{g}/\text{kg}$  (ppb)

**SIM Semivolatile Surrogate Recovery**

d10-2-Methylnaphthalene 90.7%  
d14-Dibenzo (a,h) anthracen 103%

**ORGANICS ANALYSIS DATA SHEET**

PNAs by SW8270D-SIM GC/MS

Page 1 of 1

Sample ID: BDWF-FC-06-02 LIVER

SAMPLE

Lab Sample ID: JV56E

LIMS ID: 06-16357

Matrix: Tissue

Data Release Authorized: *WVW*

Reported: 10/04/06

QC Report No: JV56-MJM Research

Project: NUIQSUT BROAD WHITEFISH

Event: NA

Date Sampled: 07/23/06

Date Received: 09/07/06

Date Extracted: 09/18/06

Date Analyzed: 10/03/06 15:23

Instrument/Analyst: NT1/VTS

GPC Cleanup: No

Sample Amount: 5.00 g-as-rec

Final Extract Volume: 4.0 mL

Dilution Factor: 1.00

Percent Moisture: NA

CAS Number	Analyte	RL	Result
91-20-3	Naphthalene	80	< 80 U
91-57-6	2-Methylnaphthalene	80	< 80 U
208-96-8	Acenaphthylene	80	< 80 U
83-32-9	Acenaphthene	80	< 80 U
86-73-7	Fluorene	80	< 80 U
85-01-8	Phenanthrene	80	< 80 U
120-12-7	Anthracene	80	< 80 U
206-44-0	Fluoranthene	80	< 80 U
129-00-0	Pyrene	80	< 80 U
56-55-3	Benzo (a) anthracene	80	< 80 U
218-01-9	Chrysene	80	< 80 U
205-99-2	Benzo (b) fluoranthene	80	< 80 U
207-08-9	Benzo (k) fluoranthene	80	< 80 U
50-32-8	Benzo (a) pyrene	80	< 80 U
193-39-5	Indeno (1,2,3-cd) pyrene	80	< 80 U
53-70-3	Dibenz (a,h) anthracene	80	< 80 U
191-24-2	Benzo (g,h,i) perylene	80	< 80 U
132-64-9	Dibenzofuran	80	< 80 U

Reported in  $\mu\text{g}/\text{kg}$  (ppb)

**SIM Semivolatile Surrogate Recovery**

d10-2-Methylnaphthalene 74.7%

d14-Dibenzo (a,h) anthracen 78.7%



ORGANICS ANALYSIS DATA SHEET

PNAs by SW8270D-SIM GC/MS

Page 1 of 1



Sample ID: BDWF-FC-06-02 LIVER  
MATRIX SPIKE

Lab Sample ID: JV56E  
LIMS ID: 06-16357  
Matrix: Tissue  
Data Release Authorized: *MW*  
Reported: 10/04/06

QC Report No: JV56-MJM Research  
Project: NUIQSUT BROAD WHITEFISH  
Event: NA  
Date Sampled: 07/23/06  
Date Received: 09/07/06

Date Extracted: 09/18/06  
Date Analyzed: 10/03/06 15:48  
Instrument/Analyst: NT1/VTS  
GPC Cleanup: No

Sample Amount: 5.02 g-as-rec  
Final Extract Volume: 4.0 mL  
Dilution Factor: 1.00  
Percent Moisture: NA

CAS Number	Analyte	RL	Result
91-20-3	Naphthalene	80	< 80 U
91-57-6	2-Methylnaphthalene	80	< 80 U
208-96-8	Acenaphthylene	80	< 80 U
83-32-9	Acenaphthene	80	< 80 U
86-73-7	Fluorene	80	< 80 U
85-01-8	Phenanthrene	80	---
120-12-7	Anthracene	80	< 80 U
206-44-0	Fluoranthene	80	< 80 U
129-00-0	Pyrene	80	< 80 U
56-55-3	Benzo (a) anthracene	80	< 80 U
218-01-9	Chrysene	80	---
205-99-2	Benzo (b) fluoranthene	80	< 80 U
207-08-9	Benzo (k) fluoranthene	80	---
50-32-8	Benzo (a) pyrene	80	< 80 U
193-39-5	Indeno (1,2,3-cd) pyrene	80	< 80 U
53-70-3	Dibenz (a,h) anthracene	80	< 80 U
191-24-2	Benzo (g,h,i) perylene	80	< 80 U
132-64-9	Dibenzofuran	80	< 80 U

Reported in µg/kg (ppb)

**SIM Semivolatile Surrogate Recovery**

d10-2-Methylnaphthalene 77.3%  
d14-Dibenzo (a,h) anthracen 84.0%

ORGANICS ANALYSIS DATA SHEET

PNAs by SW8270D-SIM GC/MS

Page 1 of 1



Sample ID: BDWF-FC-06-02 LIVER  
MATRIX SPIKE DUPLICATE

Lab Sample ID: JV56E  
LIMS ID: 06-16357  
Matrix: Tissue  
Data Release Authorized: *[Signature]*  
Reported: 10/04/06

QC Report No: JV56-MJM Research  
Project: NUIQSUT BROAD WHITEFISH  
Event: NA  
Date Sampled: 07/23/06  
Date Received: 09/07/06

Date Extracted: 09/18/06  
Date Analyzed: 10/03/06 16:13  
Instrument/Analyst: NT1/VTS  
GPC Cleanup: No

Sample Amount: 5.04 g-as-rec  
Final Extract Volume: 4.0 mL  
Dilution Factor: 1.00  
Percent Moisture: NA

CAS Number	Analyte	RL	Result
91-20-3	Naphthalene	79	< 79 U
91-57-6	2-Methylnaphthalene	79	< 79 U
208-96-8	Acenaphthylene	79	< 79 U
83-32-9	Acenaphthene	79	< 79 U
86-73-7	Fluorene	79	< 79 U
85-01-8	Phenanthrene	79	---
120-12-7	Anthracene	79	< 79 U
206-44-0	Fluoranthene	79	< 79 U
129-00-0	Pyrene	79	< 79 U
56-55-3	Benzo(a)anthracene	79	< 79 U
218-01-9	Chrysene	79	---
205-99-2	Benzo(b)fluoranthene	79	< 79 U
207-08-9	Benzo(k)fluoranthene	79	---
50-32-8	Benzo(a)pyrene	79	< 79 U
193-39-5	Indeno(1,2,3-cd)pyrene	79	< 79 U
53-70-3	Dibenz(a,h)anthracene	79	< 79 U
191-24-2	Benzo(g,h,i)perylene	79	< 79 U
132-64-9	Dibenzofuran	79	< 79 U

Reported in  $\mu\text{g}/\text{kg}$  (ppb)

**SIM Semivolatile Surrogate Recovery**

d10-2-Methylnaphthalene 78.7%  
d14-Dibenzo(a,h)anthracen 86.7%

ORGANICS ANALYSIS DATA SHEET

PNAs by SW8270D-SIM GC/MS

Page 1 of 1



Sample ID: BDWF-FC-06-02 EGGS

SAMPLE

Lab Sample ID: JV56F

LIMS ID: 06-16358

Matrix: Tissue

Data Release Authorized: *MW*

Reported: 10/04/06

QC Report No: JV56-MJM Research

Project: NUIQSUT BROAD WHITEFISH

Event: NA

Date Sampled: 07/23/06

Date Received: 09/07/06

Date Extracted: 09/18/06

Date Analyzed: 10/03/06 16:37

Instrument/Analyst: NT1/VTS

GPC Cleanup: No

Sample Amount: 5.06 g-as-rec

Final Extract Volume: 4.0 mL

Dilution Factor: 1.00

Percent Moisture: NA

CAS Number	Analyte	RL	Result
91-20-3	Naphthalene	79	< 79 U
91-57-6	2-Methylnaphthalene	79	< 79 U
208-96-8	Acenaphthylene	79	< 79 U
83-32-9	Acenaphthene	79	< 79 U
86-73-7	Fluorene	79	< 79 U
85-01-8	Phenanthrene	79	< 79 U
120-12-7	Anthracene	79	< 79 U
206-44-0	Fluoranthene	79	< 79 U
129-00-0	Pyrene	79	< 79 U
56-55-3	Benzo (a) anthracene	79	< 79 U
218-01-9	Chrysene	79	< 79 U
205-99-2	Benzo (b) fluoranthene	79	< 79 U
207-08-9	Benzo (k) fluoranthene	79	< 79 U
50-32-8	Benzo (a) pyrene	79	< 79 U
193-39-5	Indeno (1,2,3-cd) pyrene	79	< 79 U
53-70-3	Dibenz (a,h) anthracene	79	< 79 U
191-24-2	Benzo (g,h,i) perylene	79	< 79 U
132-64-9	Dibenzofuran	79	< 79 U

Reported in  $\mu\text{g}/\text{kg}$  (ppb)

**SIM Semivolatile Surrogate Recovery**

d10-2-Methylnaphthalene 77.3%

d14-Dibenzo (a,h) anthracen 73.3%

ORGANICS ANALYSIS DATA SHEET

PNA's by SW8270D-SIM GC/MS

Page 1 of 1



Sample ID: BDWF-FC-06-03 MUSCLE

SAMPLE

Lab Sample ID: JV56G

LIMS ID: 06-16359

Matrix: Tissue

Data Release Authorized: *MMW*

Reported: 10/04/06

QC Report No: JV56-MJM Research

Project: NUIQSUT BROAD WHITEFISH

Event: NA

Date Sampled: 07/23/06

Date Received: 09/07/06

Date Extracted: 09/18/06

Date Analyzed: 10/03/06 17:02

Instrument/Analyst: NT1/VTS

GPC Cleanup: No

Sample Amount: 5.04 g-as-rec

Final Extract Volume: 4.0 mL

Dilution Factor: 1.00

Percent Moisture: NA

CAS Number	Analyte	RL	Result
91-20-3	Naphthalene	79	< 79 U
91-57-6	2-Methylnaphthalene	79	< 79 U
208-96-8	Acenaphthylene	79	< 79 U
83-32-9	Acenaphthene	79	< 79 U
86-73-7	Fluorene	79	< 79 U
85-01-8	Phenanthrene	79	< 79 U
120-12-7	Anthracene	79	< 79 U
206-44-0	Fluoranthene	79	< 79 U
129-00-0	Pyrene	79	< 79 U
56-55-3	Benzo (a) anthracene	79	< 79 U
218-01-9	Chrysene	79	< 79 U
205-99-2	Benzo (b) fluoranthene	79	< 79 U
207-08-9	Benzo (k) fluoranthene	79	< 79 U
50-32-8	Benzo (a) pyrene	79	< 79 U
193-39-5	Indeno (1,2,3-cd) pyrene	79	< 79 U
53-70-3	Dibenz (a,h) anthracene	79	< 79 U
191-24-2	Benzo (g,h,i) perylene	79	< 79 U
132-64-9	Dibenzofuran	79	< 79 U

Reported in  $\mu\text{g}/\text{kg}$  (ppb)

**SIM Semivolatile Surrogate Recovery**

d10-2-Methylnaphthalene 77.3%

d14-Dibenzo (a,h) anthracen 84.0%

**ORGANICS ANALYSIS DATA SHEET**

PNA's by SW8270D-SIM GC/MS

Page 1 of 1

Sample ID: BDWF-FC-06-03 LIVER

SAMPLE

Lab Sample ID: JV56H

LIMS ID: 06-16360

Matrix: Tissue

Data Release Authorized: *TNW*

Reported: 10/04/06

QC Report No: JV56-MJM Research

Project: NUIQSUT BROAD WHITEFISH

Event: NA

Date Sampled: 07/23/06

Date Received: 09/07/06

Date Extracted: 09/18/06

Date Analyzed: 10/03/06 17:27

Instrument/Analyst: NT1/VTS

GPC Cleanup: No

Sample Amount: 5.06 g-as-rec

Final Extract Volume: 4.0 mL

Dilution Factor: 1.00

Percent Moisture: NA

CAS Number	Analyte	RL	Result
91-20-3	Naphthalene	79	< 79 U
91-57-6	2-Methylnaphthalene	79	< 79 U
208-96-8	Acenaphthylene	79	< 79 U
83-32-9	Acenaphthene	79	< 79 U
86-73-7	Fluorene	79	< 79 U
85-01-8	Phenanthrene	79	< 79 U
120-12-7	Anthracene	79	< 79 U
206-44-0	Fluoranthene	79	< 79 U
129-00-0	Pyrene	79	< 79 U
56-55-3	Benzo (a) anthracene	79	< 79 U
218-01-9	Chrysene	79	< 79 U
205-99-2	Benzo (b) fluoranthene	79	< 79 U
207-08-9	Benzo (k) fluoranthene	79	< 79 U
50-32-8	Benzo (a) pyrene	79	< 79 U
193-39-5	Indeno (1,2,3-cd) pyrene	79	< 79 U
53-70-3	Dibenz (a,h) anthracene	79	< 79 U
191-24-2	Benzo (g,h,i) perylene	79	< 79 U
132-64-9	Dibenzofuran	79	< 79 U

Reported in  $\mu\text{g}/\text{kg}$  (ppb)

**SIM Semivolatile Surrogate Recovery**

d10-2-Methylnaphthalene 77.3%  
d14-Dibenzo (a,h) anthracen 86.7%

**ORGANICS ANALYSIS DATA SHEET**

PNA's by SW8270D-SIM GC/MS

Page 1 of 1

Sample ID: BDWF-FC-06-03 EGGS

SAMPLE

Lab Sample ID: JV56I

LIMS ID: 06-16361

Matrix: Tissue

Data Release Authorized: *MW*

Reported: 10/04/06

QC Report No: JV56-MJM Research

Project: NUIQSUT BROAD WHITEFISH

Event: NA

Date Sampled: 07/23/06

Date Received: 09/07/06

Date Extracted: 09/18/06

Date Analyzed: 10/03/06 17:52

Instrument/Analyst: NT1/VTS

GPC Cleanup: No

Sample Amount: 5.02 g-as-rec

Final Extract Volume: 4.0 mL

Dilution Factor: 1.00

Percent Moisture: NA

CAS Number	Analyte	RL	Result
91-20-3	Naphthalene	80	< 80 U
91-57-6	2-Methylnaphthalene	80	< 80 U
208-96-8	Acenaphthylene	80	< 80 U
83-32-9	Acenaphthene	80	< 80 U
86-73-7	Fluorene	80	< 80 U
85-01-8	Phenanthrene	80	< 80 U
120-12-7	Anthracene	80	< 80 U
206-44-0	Fluoranthene	80	< 80 U
129-00-0	Pyrene	80	< 80 U
56-55-3	Benzo (a) anthracene	80	< 80 U
218-01-9	Chrysene	80	< 80 U
205-99-2	Benzo (b) fluoranthene	80	< 80 U
207-08-9	Benzo (k) fluoranthene	80	< 80 U
50-32-8	Benzo (a) pyrene	80	< 80 U
193-39-5	Indeno (1,2,3-cd) pyrene	80	< 80 U
53-70-3	Dibenz (a,h) anthracene	80	< 80 U
191-24-2	Benzo (g,h,i) perylene	80	< 80 U
132-64-9	Dibenzofuran	80	< 80 U

Reported in  $\mu\text{g}/\text{kg}$  (ppb)

**SIM Semivolatile Surrogate Recovery**

d10-2-Methylnaphthalene 80.0%  
d14-Dibenzo (a,h) anthracen 80.0%

**ORGANICS ANALYSIS DATA SHEET**

PNA's by SW8270D-SIM GC/MS

Page 1 of 1

Sample ID: BDWF-FC-06-04 MUSCLE

SAMPLE

Lab Sample ID: JV56J

LIMS ID: 06-16362

Matrix: Tissue

Data Release Authorized: *MMW*

Reported: 10/04/06

QC Report No: JV56-MJM Research

Project: NUIQSUT BROAD WHITEFISH

Event: NA

Date Sampled: 07/23/06

Date Received: 09/07/06

Date Extracted: 09/18/06

Date Analyzed: 10/03/06 18:17

Instrument/Analyst: NT1/VTS

GPC Cleanup: No

Sample Amount: 5.04 g-as-rec

Final Extract Volume: 4.0 mL

Dilution Factor: 1.00

Percent Moisture: NA

CAS Number	Analyte	RL	Result
91-20-3	Naphthalene	79	< 79 U
91-57-6	2-Methylnaphthalene	79	< 79 U
208-96-8	Acenaphthylene	79	< 79 U
83-32-9	Acenaphthene	79	< 79 U
86-73-7	Fluorene	79	< 79 U
85-01-8	Phenanthrene	79	< 79 U
120-12-7	Anthracene	79	< 79 U
206-44-0	Fluoranthene	79	< 79 U
129-00-0	Pyrene	79	< 79 U
56-55-3	Benzo (a) anthracene	79	< 79 U
218-01-9	Chrysene	79	< 79 U
205-99-2	Benzo (b) fluoranthene	79	< 79 U
207-08-9	Benzo (k) fluoranthene	79	< 79 U
50-32-8	Benzo (a) pyrene	79	< 79 U
193-39-5	Indeno (1,2,3-cd) pyrene	79	< 79 U
53-70-3	Dibenz (a,h) anthracene	79	< 79 U
191-24-2	Benzo (g,h,i) perylene	79	< 79 U
132-64-9	Dibenzofuran	79	< 79 U

Reported in  $\mu\text{g}/\text{kg}$  (ppb)

**SIM Semivolatile Surrogate Recovery**

d10-2-Methylnaphthalene 72.0%  
d14-Dibenzo (a,h) anthracen 76.0%

ORGANICS ANALYSIS DATA SHEET

PNAs by SW8270D-SIM GC/MS

Page 1 of 1



Sample ID: BDWF-FC-06-04 LIVER

SAMPLE

Lab Sample ID: JV56K

LIMS ID: 06-16363

Matrix: Tissue

Data Release Authorized: *WJ*

Reported: 10/04/06

QC Report No: JV56-MJM Research

Project: NUIQSUT BROAD WHITEFISH

Event: NA

Date Sampled: 07/23/06

Date Received: 09/07/06

Date Extracted: 09/18/06

Date Analyzed: 10/03/06 18:41

Instrument/Analyst: NT1/VTS

GPC Cleanup: No

Sample Amount: 5.06 g-as-rec

Final Extract Volume: 4.0 mL

Dilution Factor: 1.00

Percent Moisture: NA

CAS Number	Analyte	RL	Result
91-20-3	Naphthalene	79	< 79 U
91-57-6	2-Methylnaphthalene	79	< 79 U
208-96-8	Acenaphthylene	79	< 79 U
83-32-9	Acenaphthene	79	< 79 U
86-73-7	Fluorene	79	< 79 U
85-01-8	Phenanthrene	79	< 79 U
120-12-7	Anthracene	79	< 79 U
206-44-0	Fluoranthene	79	< 79 U
129-00-0	Pyrene	79	< 79 U
56-55-3	Benzo (a) anthracene	79	< 79 U
218-01-9	Chrysene	79	< 79 U
205-99-2	Benzo (b) fluoranthene	79	< 79 U
207-08-9	Benzo (k) fluoranthene	79	< 79 U
50-32-8	Benzo (a) pyrene	79	< 79 U
193-39-5	Indeno (1,2,3-cd) pyrene	79	< 79 U
53-70-3	Dibenz (a, h) anthracene	79	< 79 U
191-24-2	Benzo (g, h, i) perylene	79	< 79 U
132-64-9	Dibenzofuran	79	< 79 U

Reported in µg/kg (ppb)

SIM Semivolatile Surrogate Recovery

d10-2-Methylnaphthalene	81.3%
d14-Dibenzo (a, h) anthracen	80.0%



**ORGANICS ANALYSIS DATA SHEET**

PNA's by SW8270D-SIM GC/MS

Page 1 of 1

Sample ID: BDWF-FC-06-05 MUSCLE

SAMPLE

Lab Sample ID: JV56L

LIMS ID: 06-16364

Matrix: Tissue

Data Release Authorized: *MMW*

Reported: 10/04/06

QC Report No: JV56-MJM Research

Project: NUIQSUT BROAD WHITEFISH

Event: NA

Date Sampled: 07/24/06

Date Received: 09/07/06

Date Extracted: 09/18/06

Date Analyzed: 10/03/06 19:06

Instrument/Analyst: NT1/VTS

GPC Cleanup: No

Sample Amount: 5.00 g-as-rec

Final Extract Volume: 4.0 mL

Dilution Factor: 1.00

Percent Moisture: NA

CAS Number	Analyte	RL	Result
91-20-3	Naphthalene	80	< 80 U
91-57-6	2-Methylnaphthalene	80	< 80 U
208-96-8	Acenaphthylene	80	< 80 U
83-32-9	Acenaphthene	80	< 80 U
86-73-7	Fluorene	80	< 80 U
85-01-8	Phenanthrene	80	< 80 U
120-12-7	Anthracene	80	< 80 U
206-44-0	Fluoranthene	80	< 80 U
129-00-0	Pyrene	80	< 80 U
56-55-3	Benzo (a) anthracene	80	< 80 U
218-01-9	Chrysene	80	< 80 U
205-99-2	Benzo (b) fluoranthene	80	< 80 U
207-08-9	Benzo (k) fluoranthene	80	< 80 U
50-32-8	Benzo (a) pyrene	80	< 80 U
193-39-5	Indeno (1,2,3-cd) pyrene	80	< 80 U
53-70-3	Dibenz (a,h) anthracene	80	< 80 U
191-24-2	Benzo (g,h,i) perylene	80	< 80 U
132-64-9	Dibenzofuran	80	< 80 U

Reported in  $\mu\text{g}/\text{kg}$  (ppb)

**SIM Semivolatile Surrogate Recovery**

d10-2-Methylnaphthalene 65.3%  
d14-Dibenzo (a,h) anthracen 69.3%

**ORGANICS ANALYSIS DATA SHEET**

PNAs by SW8270D-SIM GC/MS

Page 1 of 1

Sample ID: BDWF-FC-06-05 LIVER

SAMPLE

Lab Sample ID: JV56M

LIMS ID: 06-16365

Matrix: Tissue

Data Release Authorized: *WWW*

Reported: 10/04/06

QC Report No: JV56-MJM Research

Project: NUIQSUT BROAD WHITEFISH

Event: NA

Date Sampled: 07/24/06

Date Received: 09/07/06

Date Extracted: 09/18/06

Date Analyzed: 10/03/06 19:31

Instrument/Analyst: NT1/VTS

GPC Cleanup: No

Sample Amount: 5.01 g-as-rec

Final Extract Volume: 4.0 mL

Dilution Factor: 1.00

Percent Moisture: NA

CAS Number	Analyte	RL	Result
91-20-3	Naphthalene	80	< 80 U
91-57-6	2-Methylnaphthalene	80	< 80 U
208-96-8	Acenaphthylene	80	< 80 U
83-32-9	Acenaphthene	80	< 80 U
86-73-7	Fluorene	80	< 80 U
85-01-8	Phenanthrene	80	< 80 U
120-12-7	Anthracene	80	< 80 U
206-44-0	Fluoranthene	80	< 80 U
129-00-0	Pyrene	80	< 80 U
56-55-3	Benzo (a) anthracene	80	< 80 U
218-01-9	Chrysene	80	< 80 U
205-99-2	Benzo (b) fluoranthene	80	< 80 U
207-08-9	Benzo (k) fluoranthene	80	< 80 U
50-32-8	Benzo (a) pyrene	80	< 80 U
193-39-5	Indeno (1,2,3-cd) pyrene	80	< 80 U
53-70-3	Dibenz (a,h) anthracene	80	< 80 U
191-24-2	Benzo (g,h,i) perylene	80	< 80 U
132-64-9	Dibenzofuran	80	< 80 U

Reported in µg/kg (ppb)

**SIM Semivolatile Surrogate Recovery**

d10-2-Methylnaphthalene 85.3%  
d14-Dibenzo (a,h) anthracen 82.7%

**ORGANICS ANALYSIS DATA SHEET**

PNAs by SW8270D-SIM GC/MS

Page 1 of 1

Sample ID: BDWF-FC-06-05 EGGS

SAMPLE

Lab Sample ID: JV56N

LIMS ID: 06-16366

Matrix: Tissue

Data Release Authorized: *MMW*

Reported: 10/04/06

QC Report No: JV56-MJM Research

Project: NUIQSUT BROAD WHITEFISH

Event: NA

Date Sampled: 07/24/06

Date Received: 09/07/06

Date Extracted: 09/18/06

Date Analyzed: 10/03/06 19:55

Instrument/Analyst: NT1/VTS

GPC Cleanup: No

Sample Amount: 5.03 g-as-rec

Final Extract Volume: 4.0 mL

Dilution Factor: 1.00

Percent Moisture: NA

CAS Number	Analyte	RL	Result
91-20-3	Naphthalene	80	< 80 U
91-57-6	2-Methylnaphthalene	80	< 80 U
208-96-8	Acenaphthylene	80	< 80 U
83-32-9	Acenaphthene	80	< 80 U
86-73-7	Fluorene	80	< 80 U
85-01-8	Phenanthrene	80	< 80 U
120-12-7	Anthracene	80	< 80 U
206-44-0	Fluoranthene	80	< 80 U
129-00-0	Pyrene	80	< 80 U
56-55-3	Benzo (a) anthracene	80	< 80 U
218-01-9	Chrysene	80	< 80 U
205-99-2	Benzo (b) fluoranthene	80	< 80 U
207-08-9	Benzo (k) fluoranthene	80	< 80 U
50-32-8	Benzo (a) pyrene	80	< 80 U
193-39-5	Indeno (1,2,3-cd) pyrene	80	< 80 U
53-70-3	Dibenz (a,h) anthracene	80	< 80 U
191-24-2	Benzo (g,h,i) perylene	80	< 80 U
132-64-9	Dibenzofuran	80	< 80 U

Reported in  $\mu\text{g}/\text{kg}$  (ppb)

**SIM Semivolatle Surrogate Recovery**

d10-2-Methylnaphthalene 92.0%  
d14-Dibenzo (a,h) anthracen 69.3%

ORGANICS ANALYSIS DATA SHEET  
PNAs by SW8270D-SIM GC/MS  
Page 1 of 1

Sample ID: BDWF-NC-06-06 MUSCLE  
SAMPLE

Lab Sample ID: JV560  
LIMS ID: 06-16367  
Matrix: Tissue  
Data Release Authorized: *mw*  
Reported: 10/04/06

QC Report No: JV56-MJM Research  
Project: NUIQSUT BROAD WHITEFISH  
Event: NA  
Date Sampled: 08/02/06  
Date Received: 09/07/06

Date Extracted: 09/18/06  
Date Analyzed: 10/03/06 20:20  
Instrument/Analyst: NT1/VTS  
GPC Cleanup: No

Sample Amount: 5.04 g-as-rec  
Final Extract Volume: 4.0 mL  
Dilution Factor: 1.00  
Percent Moisture: NA

CAS Number	Analyte	RL	Result
91-20-3	Naphthalene	79	< 79 U
91-57-6	2-Methylnaphthalene	79	< 79 U
208-96-8	Acenaphthylene	79	< 79 U
83-32-9	Acenaphthene	79	< 79 U
86-73-7	Fluorene	79	< 79 U
85-01-8	Phenanthrene	79	< 79 U
120-12-7	Anthracene	79	< 79 U
206-44-0	Fluoranthene	79	< 79 U
129-00-0	Pyrene	79	< 79 U
56-55-3	Benzo (a) anthracene	79	< 79 U
218-01-9	Chrysene	79	< 79 U
205-99-2	Benzo (b) fluoranthene	79	< 79 U
207-08-9	Benzo (k) fluoranthene	79	< 79 U
50-32-8	Benzo (a) pyrene	79	< 79 U
193-39-5	Indeno (1,2,3-cd) pyrene	79	< 79 U
53-70-3	Dibenz (a,h) anthracene	79	< 79 U
191-24-2	Benzo (g,h,i) perylene	79	< 79 U
132-64-9	Dibenzofuran	79	< 79 U

Reported in  $\mu\text{g}/\text{kg}$  (ppb)

**SIM Semivolatile Surrogate Recovery**

d10-2-Methylnaphthalene 76.0%  
d14-Dibenzo (a,h) anthracen 84.0%

**ORGANICS ANALYSIS DATA SHEET**

PNAs by SW8270D-SIM GC/MS

Page 1 of 1

Sample ID: BDWF-NC-06-06 LIVER

SAMPLE

Lab Sample ID: JV56P

LIMS ID: 06-16368

Matrix: Tissue

Data Release Authorized: *MMW*

Reported: 10/04/06

QC Report No: JV56-MJM Research

Project: NUIQSUT BROAD WHITEFISH

Event: NA

Date Sampled: 08/02/06

Date Received: 09/07/06

Date Extracted: 09/18/06

Date Analyzed: 10/03/06 20:44

Instrument/Analyst: NT1/VTS

GPC Cleanup: No

Sample Amount: 5.00 g-as-rec

Final Extract Volume: 4.0 mL

Dilution Factor: 1.00

Percent Moisture: NA

CAS Number	Analyte	RL	Result
91-20-3	Naphthalene	80	< 80 U
91-57-6	2-Methylnaphthalene	80	< 80 U
208-96-8	Acenaphthylene	80	< 80 U
83-32-9	Acenaphthene	80	< 80 U
86-73-7	Fluorene	80	< 80 U
85-01-8	Phenanthrene	80	< 80 U
120-12-7	Anthracene	80	< 80 U
206-44-0	Fluoranthene	80	< 80 U
129-00-0	Pyrene	80	< 80 U
56-55-3	Benzo (a) anthracene	80	< 80 U
218-01-9	Chrysene	80	< 80 U
205-99-2	Benzo (b) fluoranthene	80	< 80 U
207-08-9	Benzo (k) fluoranthene	80	< 80 U
50-32-8	Benzo (a) pyrene	80	< 80 U
193-39-5	Indeno (1,2,3-cd) pyrene	80	< 80 U
53-70-3	Dibenz (a,h) anthracene	80	< 80 U
191-24-2	Benzo (g,h,i) perylene	80	< 80 U
132-64-9	Dibenzofuran	80	< 80 U

Reported in  $\mu\text{g}/\text{kg}$  (ppb)

**SIM Semivolatile Surrogate Recovery**

d10-2-Methylnaphthalene 81.3%  
d14-Dibenzo (a,h) anthracen 78.7%

**ORGANICS ANALYSIS DATA SHEET**

PNAs by SW8270D-SIM GC/MS

Page 1 of 1

Sample ID: BDWF-NC-06-06 EGGS

SAMPLE

Lab Sample ID: JV56Q

LIMS ID: 06-16369

Matrix: Tissue

Data Release Authorized: *mmw*

Reported: 10/04/06

QC Report No: JV56-MJM Research

Project: NUIQSUT BROAD WHITEFISH

Event: NA

Date Sampled: 08/02/06

Date Received: 09/07/06

Date Extracted: 09/18/06

Date Analyzed: 10/03/06 21:09

Instrument/Analyst: NT1/VTS

GPC Cleanup: No

Sample Amount: 5.05 g-as-rec

Final Extract Volume: 4.0 mL

Dilution Factor: 1.00

Percent Moisture: NA

CAS Number	Analyte	RL	Result
91-20-3	Naphthalene	79	< 79 U
91-57-6	2-Methylnaphthalene	79	< 79 U
208-96-8	Acenaphthylene	79	< 79 U
83-32-9	Acenaphthene	79	< 79 U
86-73-7	Fluorene	79	< 79 U
85-01-8	Phenanthrene	79	< 79 U
120-12-7	Anthracene	79	< 79 U
206-44-0	Fluoranthene	79	< 79 U
129-00-0	Pyrene	79	< 79 U
56-55-3	Benzo (a) anthracene	79	< 79 U
218-01-9	Chrysene	79	< 79 U
205-99-2	Benzo (b) fluoranthene	79	< 79 U
207-08-9	Benzo (k) fluoranthene	79	< 79 U
50-32-8	Benzo (a) pyrene	79	< 79 U
193-39-5	Indeno (1,2,3-cd) pyrene	79	< 79 U
53-70-3	Dibenz (a,h) anthracene	79	< 79 U
191-24-2	Benzo (g,h,i) perylene	79	< 79 U
132-64-9	Dibenzofuran	79	< 79 U

Reported in  $\mu\text{g}/\text{kg}$  (ppb)

**SIM Semivolatile Surrogate Recovery**

d10-2-Methylnaphthalene 78.7%  
d14-Dibenzo (a,h) anthracen 64.0%

**ORGANICS ANALYSIS DATA SHEET**

PNAs by SW8270D-SIM GC/MS

Page 1 of 1

Sample ID: BDWF-NC-06-07 MUSCLE

SAMPLE

Lab Sample ID: JV56R

LIMS ID: 06-16370

Matrix: Tissue

Data Release Authorized: *MW*

Reported: 10/04/06

QC Report No: JV56-MJM Research

Project: NUIQSUT BROAD WHITEFISH

Event: NA

Date Sampled: 08/02/06

Date Received: 09/07/06

Date Extracted: 09/18/06

Date Analyzed: 10/03/06 21:33

Instrument/Analyst: NT1/VTS

GPC Cleanup: No

Sample Amount: 5.04 g-as-rec

Final Extract Volume: 4.0 mL

Dilution Factor: 1.00

Percent Moisture: NA

CAS Number	Analyte	RL	Result
91-20-3	Naphthalene	79	< 79 U
91-57-6	2-Methylnaphthalene	79	< 79 U
208-96-8	Acenaphthylene	79	< 79 U
83-32-9	Acenaphthene	79	< 79 U
86-73-7	Fluorene	79	< 79 U
85-01-8	Phenanthrene	79	< 79 U
120-12-7	Anthracene	79	< 79 U
206-44-0	Fluoranthene	79	< 79 U
129-00-0	Pyrene	79	< 79 U
56-55-3	Benzo (a) anthracene	79	< 79 U
218-01-9	Chrysene	79	< 79 U
205-99-2	Benzo (b) fluoranthene	79	< 79 U
207-08-9	Benzo (k) fluoranthene	79	< 79 U
50-32-8	Benzo (a) pyrene	79	< 79 U
193-39-5	Indeno (1,2,3-cd) pyrene	79	< 79 U
53-70-3	Dibenz (a,h) anthracene	79	< 79 U
191-24-2	Benzo (g,h,i) perylene	79	< 79 U
132-64-9	Dibenzofuran	79	< 79 U

Reported in  $\mu\text{g}/\text{kg}$  (ppb)

**SIM Semivolatile Surrogate Recovery**

d10-2-Methylnaphthalene 81.3%  
d14-Dibenzo (a,h) anthracen 90.7%

**ORGANICS ANALYSIS DATA SHEET**

PNAs by SW8270D-SIM GC/MS

Page 1 of 1

Sample ID: BDWF-NC-06-07 LIVER

SAMPLE

Lab Sample ID: JV56S

LIMS ID: 06-16371

Matrix: Tissue

Data Release Authorized: *MMW*

Reported: 10/04/06

QC Report No: JV56-MJM Research

Project: NUIQSUT BROAD WHITEFISH

Event: NA

Date Sampled: 08/02/06

Date Received: 09/07/06

Date Extracted: 09/18/06

Date Analyzed: 10/03/06 21:58

Instrument/Analyst: NT1/VTS

GPC Cleanup: No

Sample Amount: 5.04 g-as-rec

Final Extract Volume: 4.0 mL

Dilution Factor: 1.00

Percent Moisture: NA

CAS Number	Analyte	RL	Result
91-20-3	Naphthalene	79	< 79 U
91-57-6	2-Methylnaphthalene	79	< 79 U
208-96-8	Acenaphthylene	79	< 79 U
83-32-9	Acenaphthene	79	< 79 U
86-73-7	Fluorene	79	< 79 U
85-01-8	Phenanthrene	79	< 79 U
120-12-7	Anthracene	79	< 79 U
206-44-0	Fluoranthene	79	< 79 U
129-00-0	Pyrene	79	< 79 U
56-55-3	Benzo (a) anthracene	79	< 79 U
218-01-9	Chrysene	79	< 79 U
205-99-2	Benzo (b) fluoranthene	79	< 79 U
207-08-9	Benzo (k) fluoranthene	79	< 79 U
50-32-8	Benzo (a) pyrene	79	< 79 U
193-39-5	Indeno (1,2,3-cd) pyrene	79	< 79 U
53-70-3	Dibenz (a,h) anthracene	79	< 79 U
191-24-2	Benzo (g,h,i) perylene	79	< 79 U
132-64-9	Dibenzofuran	79	< 79 U

Reported in  $\mu\text{g}/\text{kg}$  (ppb)

**SIM Semivolatile Surrogate Recovery**

d10-2-Methylnaphthalene 73.3%  
d14-Dibenzo (a,h) anthracen 74.7%



**ORGANICS ANALYSIS DATA SHEET**

PNAs by SW8270D-SIM GC/MS

Page 1 of 1

Sample ID: BDWF-NC-06-07 EGGS

SAMPLE

Lab Sample ID: JV56T

LIMS ID: 06-16372

Matrix: Tissue

Data Release Authorized: *MMW*

Reported: 10/04/06

QC Report No: JV56-MJM Research

Project: NUIQSUT BROAD WHITEFISH

Event: NA

Date Sampled: 08/02/06

Date Received: 09/07/06

Date Extracted: 09/18/06

Date Analyzed: 10/03/06 22:23

Instrument/Analyst: NT1/VTS

GPC Cleanup: No

Sample Amount: 5.02 g-as-rec

Final Extract Volume: 4.0 mL

Dilution Factor: 1.00

Percent Moisture: NA

CAS Number	Analyte	RL	Result
91-20-3	Naphthalene	80	< 80 U
91-57-6	2-Methylnaphthalene	80	< 80 U
208-96-8	Acenaphthylene	80	< 80 U
83-32-9	Acenaphthene	80	< 80 U
86-73-7	Fluorene	80	< 80 U
85-01-8	Phenanthrene	80	< 80 U
120-12-7	Anthracene	80	< 80 U
206-44-0	Fluoranthene	80	< 80 U
129-00-0	Pyrene	80	< 80 U
56-55-3	Benzo (a) anthracene	80	< 80 U
218-01-9	Chrysene	80	< 80 U
205-99-2	Benzo (b) fluoranthene	80	< 80 U
207-08-9	Benzo (k) fluoranthene	80	< 80 U
50-32-8	Benzo (a) pyrene	80	< 80 U
193-39-5	Indeno (1,2,3-cd) pyrene	80	< 80 U
53-70-3	Dibenz (a,h) anthracene	80	< 80 U
191-24-2	Benzo (g,h,i) perylene	80	< 80 U
132-64-9	Dibenzofuran	80	< 80 U

Reported in  $\mu\text{g}/\text{kg}$  (ppb)

**SIM Semivolatile Surrogate Recovery**

d10-2-Methylnaphthalene 74.7%  
d14-Dibenzo (a,h) anthracen 61.3%

**SIM SW8270 SURROGATE RECOVERY SUMMARY**

Matrix: Tissue

QC Report No: JV56-MJM Research  
Project: NUIQSUT BROAD WHITEFISH

<u>Client ID</u>		<u>MNP</u>	<u>DBA</u>	<u>TOT OUT</u>
BDWF-FC-06-01	MUSCLE	78.7%	88.0%	0
BDWF-FC-06-01	LIVER	78.7%	85.3%	0
BDWF-FC-06-01	EGGS	78.7%	77.3%	0
BDWF-FC-06-02	MUSCLE	90.7%	103%	0
MB-091806		64.0%	90.7%	0
LCS-091806		72.0%	86.7%	0
BDWF-FC-06-02	LIVER	74.7%	78.7%	0
BDWF-FC-06-02	LIVER	M77.3%	84.0%	0
BDWF-FC-06-02	LIVER	M78.7%	86.7%	0
BDWF-FC-06-02	EGGS	77.3%	73.3%	0
BDWF-FC-06-03	MUSCLE	77.3%	84.0%	0
BDWF-FC-06-03	LIVER	77.3%	86.7%	0
BDWF-FC-06-03	EGGS	80.0%	80.0%	0
BDWF-FC-06-04	MUSCLE	72.0%	76.0%	0
BDWF-FC-06-04	LIVER	81.3%	80.0%	0
BDWF-FC-06-05	MUSCLE	65.3%	69.3%	0
BDWF-FC-06-05	LIVER	85.3%	82.7%	0
BDWF-FC-06-05	EGGS	92.0%	69.3%	0
BDWF-NC-06-06	MUSCLE	76.0%	84.0%	0
BDWF-NC-06-06	LIVER	81.3%	78.7%	0
BDWF-NC-06-06	EGGS	78.7%	64.0%	0
BDWF-NC-06-07	MUSCLE	81.3%	90.7%	0
BDWF-NC-06-07	LIVER	73.3%	74.7%	0
BDWF-NC-06-07	EGGS	74.7%	61.3%	0

**LCS/MB LIMITS**                      **QC LIMITS**  
**(Advisory)**                                      **(Advisory)**

(MNP) = d10-2-Methylnaphthalene                      (30-160)                      (30-160)  
(DBA) = d14-Dibenzo(a,h)anthracene                      (30-160)                      (30-160)

Prep Method: TissM  
Log Number Range: 06-16353 to 06-16372

**ORGANICS ANALYSIS DATA SHEET**  
**PNA's by SW8270D-SIM GC/MS**  
 Page 1 of 1

**Sample ID: LCS-091806**  
**LAB CONTROL SAMPLE**

Lab Sample ID: LCS-091806  
 LIMS ID: 06-16357  
 Matrix: Tissue  
 Data Release Authorized: *MMW*  
 Reported: 10/04/06

QC Report No: JV56-MJM Research  
 Project: NUIQSUT BROAD WHITEFISH  
 Event: NA  
 Date Sampled: NA  
 Date Received: NA

Date Extracted: 09/18/06  
 Date Analyzed LCS: 10/03/06 13:11  
 Instrument/Analyst LCS: NT1/VTS

Sample Amount LCS: 5.00 g-as-rec  
 Final Extract Volume LCS: 4.0 mL  
 Dilution Factor LCS: 1.00

Analyte	LCS	Spike Added	Recovery
Naphthalene	448	600	74.7%
Acenaphthylene	416	600	69.3%
Acenaphthene	440	600	73.3%
Fluorene	496	600	82.7%
Phenanthrene	512	600	85.3%
Anthracene	480	600	80.0%
Fluoranthene	536	600	89.3%
Pyrene	496	600	82.7%
Benzo (a) anthracene	520	600	86.7%
Chrysene	512	600	85.3%
Benzo (b) fluoranthene	464	600	77.3%
Benzo (k) fluoranthene	568	600	94.7%
Benzo (a) pyrene	488	600	81.3%
Indeno (1,2,3-cd) pyrene	512	600	85.3%
Dibenz (a,h) anthracene	544	600	90.7%
Benzo (g,h,i) perylene	512	600	85.3%
Dibenzofuran	432	600	72.0%

Reported in  $\mu\text{g}/\text{kg}$  (ppb)

**SIM Semivolatile Surrogate Recovery**

d10-2-Methylnaphthalene 72.0%  
 d14-Dibenzo (a,h) anthracen 86.7%

**ORGANICS ANALYSIS DATA SHEET**

PNAs by SW8270D-SIM GC/MS

Page 1 of 1

Sample ID: BDWF-FC-06-02 LIVER  
MATRIX SPIKE

Lab Sample ID: JV56E

LIMS ID: 06-16357

Matrix: Tissue

Data Release Authorized: *WWW*

Reported: 10/04/06

QC Report No: JV56-MJM Research

Project: NUIQSUT BROAD WHITEFISH

Event: NA

Date Sampled: 07/23/06

Date Received: 09/07/06

Date Extracted MS/MSD: 09/18/06

Sample Amount MS: 5.02 g-as-rec

MSD: 5.04 g-as-rec

Date Analyzed MS: 10/03/06 15:48

Final Extract Volume MS: 4.0 mL

MSD: 10/03/06 16:13

MSD: 4.0 mL

Instrument/Analyst MS: NT1/VTS

Dilution Factor MS: 1.00

MSD: NT1/VTS

MSD: 1.00

Analyte	Sample	MS	Spike Added-MS	MS Recovery	MSD	Spike Added-MSD	MSD Recovery	RPD
Phenanthrene	< 80.0 U	526	598	88.0%	532	595	89.4%	1.1%
Chrysene	< 80.0 U	526	598	88.0%	548	595	92.1%	4.1%
Benzo(k)fluoranthene	< 80.0 U	486	598	81.3%	484	595	81.3%	0.4%

Reported in  $\mu\text{g}/\text{kg}$  (ppb)

RPD calculated using sample concentrations per SW846.

ORGANICS ANALYSIS DATA SHEET

PNA's by SW8270D-SIM GC/MS

Page 1 of 1



Sample ID: MB-091806

METHOD BLANK

Lab Sample ID: MB-091806

LIMS ID: 06-16357

Matrix: Tissue

Data Release Authorized: *YWW*

Reported: 10/04/06

QC Report No: JV56-MJM Research

Project: NUIQSUT BROAD WHITEFISH

Event: NA

Date Sampled: NA

Date Received: NA

Date Extracted: 09/18/06

Date Analyzed: 10/03/06 12:46

Instrument/Analyst: NT1/VTS

GPC Cleanup: No

Sample Amount: 5.00 g-as-rec

Final Extract Volume: 4.0 mL

Dilution Factor: 1.00

Percent Moisture: NA

CAS Number	Analyte	RL	Result
91-20-3	Naphthalene	80	< 80 U
91-57-6	2-Methylnaphthalene	80	< 80 U
208-96-8	Acenaphthylene	80	< 80 U
83-32-9	Acenaphthene	80	< 80 U
86-73-7	Fluorene	80	< 80 U
85-01-8	Phenanthrene	80	< 80 U
120-12-7	Anthracene	80	< 80 U
206-44-0	Fluoranthene	80	< 80 U
129-00-0	Pyrene	80	< 80 U
56-55-3	Benzo (a) anthracene	80	< 80 U
218-01-9	Chrysene	80	< 80 U
205-99-2	Benzo (b) fluoranthene	80	< 80 U
207-08-9	Benzo (k) fluoranthene	80	< 80 U
50-32-8	Benzo (a) pyrene	80	< 80 U
193-39-5	Indeno (1,2,3-cd) pyrene	80	< 80 U
53-70-3	Dibenz (a,h) anthracene	80	< 80 U
191-24-2	Benzo (g,h,i) perylene	80	< 80 U
132-64-9	Dibenzofuran	80	< 80 U

Reported in  $\mu\text{g}/\text{kg}$  (ppb)

**SIM Semivolatile Surrogate Recovery**

d10-2-Methylnaphthalene 64.0%  
 d14-Dibenzo (a,h) anthracen 90.7%

ORGANICS ANALYSIS DATA SHEET

PNA's by SW8270D-SIM GC/MS

Page 1 of 1



Sample ID: BDWF-NC-06-08 MUSCLE

SAMPLE

Lab Sample ID: JV58A

LIMS ID: 06-16377

Matrix: Tissue

Data Release Authorized:

Reported: 09/27/06

QC Report No: JV58-MJM Research

Project: NUIQSUT BROAD WHITEFISH

Event: NA

Date Sampled: 08/02/06

Date Received: 09/07/06

Date Extracted: 09/20/06

Date Analyzed: 09/26/06 12:22

Instrument/Analyst: NT1/VTS

GPC Cleanup: No

Sample Amount: 5.09 g-as-rec

Final Extract Volume: 5.0 mL

Dilution Factor: 1.00

Percent Moisture: NA

CAS Number	Analyte	RL	Result
91-20-3	Naphthalene	98	< 98 U
91-57-6	2-Methylnaphthalene	98	< 98 U
208-96-8	Acenaphthylene	98	< 98 U
83-32-9	Acenaphthene	98	< 98 U
86-73-7	Fluorene	98	< 98 U
85-01-8	Phenanthrene	98	< 98 U
120-12-7	Anthracene	98	< 98 U
206-44-0	Fluoranthene	98	< 98 U
129-00-0	Pyrene	98	< 98 U
56-55-3	Benzo (a) anthracene	98	< 98 U
218-01-9	Chrysene	98	< 98 U
205-99-2	Benzo (b) fluoranthene	98	< 98 U
207-08-9	Benzo (k) fluoranthene	98	< 98 U
50-32-8	Benzo (a) pyrene	98	< 98 U
193-39-5	Indeno (1,2,3-cd) pyrene	98	< 98 U
53-70-3	Dibenz (a,h) anthracene	98	< 98 U
191-24-2	Benzo (g,h,i) perylene	98	< 98 U
132-64-9	Dibenzofuran	98	< 98 U

Reported in  $\mu\text{g}/\text{kg}$  (ppb)

**SIM Semivolatile Surrogate Recovery**

d10-2-Methylnaphthalene 75.0%  
 d14-Dibenzo (a,h) anthracen 58.3%

ORGANICS ANALYSIS DATA SHEET

PNA's by SW8270D-SIM GC/MS

Page 1 of 1



Sample ID: BDWF-NC-06-08 LIVER  
SAMPLE

Lab Sample ID: JV58B

LIMS ID: 06-16378

Matrix: Tissue

Data Release Authorized:

Reported: 09/27/06

QC Report No: JV58-MJM Research

Project: NUIQSUT BROAD WHITEFISH

Event: NA

Date Sampled: 08/02/06

Date Received: 09/07/06

Date Extracted: 09/20/06

Date Analyzed: 09/26/06 20:17

Instrument/Analyst: NT1/VTS

GPC Cleanup: No

Sample Amount: 5.07 g-as-rec

Final Extract Volume: 5.0 mL

Dilution Factor: 2.00

Percent Moisture: NA

CAS Number	Analyte	RL	Result
91-20-3	Naphthalene	200	< 200 U
91-57-6	2-Methylnaphthalene	200	< 200 U
208-96-8	Acenaphthylene	200	< 200 U
83-32-9	Acenaphthene	200	< 200 U
86-73-7	Fluorene	200	< 200 U
85-01-8	Phenanthrene	200	< 200 U
120-12-7	Anthracene	200	< 200 U
206-44-0	Fluoranthene	200	< 200 U
129-00-0	Pyrene	200	< 200 U
56-55-3	Benzo (a) anthracene	200	< 200 U
218-01-9	Chrysene	200	< 200 U
205-99-2	Benzo (b) fluoranthene	200	< 200 U
207-08-9	Benzo (k) fluoranthene	200	< 200 U
50-32-8	Benzo (a) pyrene	200	< 200 U
193-39-5	Indeno (1,2,3-cd) pyrene	200	< 200 U
53-70-3	Dibenz (a,h) anthracene	200	< 200 U
191-24-2	Benzo (g,h,i) perylene	200	< 200 U
132-64-9	Dibenzofuran	200	< 200 U

Reported in  $\mu\text{g}/\text{kg}$  (ppb)

**SIM Semivolatile Surrogate Recovery**

d10-2-Methylnaphthalene 73.3%  
d14-Dibenzo (a,h) anthracen 53.3%

ORGANICS ANALYSIS DATA SHEET

PNA's by SW8270D-SIM GC/MS

Page 1 of 1



Sample ID: BDWF-NC-06-09 MUSCLE

SAMPLE

Lab Sample ID: JV58C

LIMS ID: 06-16379

Matrix: Tissue

Data Release Authorized:

Reported: 09/27/06

QC Report No: JV58-MJM Research

Project: NUIQSUT BROAD WHITEFISH

Event: NA

Date Sampled: 08/02/06

Date Received: 09/07/06

Date Extracted: 09/20/06

Date Analyzed: 09/26/06 13:40

Instrument/Analyst: NT1/VTS

GPC Cleanup: No

Sample Amount: 5.02 g-as-rec

Final Extract Volume: 5.0 mL

Dilution Factor: 1.00

Percent Moisture: NA

CAS Number	Analyte	RL	Result
91-20-3	Naphthalene	100	< 100 U
91-57-6	2-Methylnaphthalene	100	< 100 U
208-96-8	Acenaphthylene	100	< 100 U
83-32-9	Acenaphthene	100	< 100 U
86-73-7	Fluorene	100	< 100 U
85-01-8	Phenanthrene	100	< 100 U
120-12-7	Anthracene	100	< 100 U
206-44-0	Fluoranthene	100	< 100 U
129-00-0	Pyrene	100	< 100 U
56-55-3	Benzo (a) anthracene	100	< 100 U
218-01-9	Chrysene	100	< 100 U
205-99-2	Benzo (b) fluoranthene	100	< 100 U
207-08-9	Benzo (k) fluoranthene	100	< 100 U
50-32-8	Benzo (a) pyrene	100	< 100 U
193-39-5	Indeno (1,2,3-cd) pyrene	100	< 100 U
53-70-3	Dibenz (a,h) anthracene	100	< 100 U
191-24-2	Benzo (g,h,i) perylene	100	< 100 U
132-64-9	Dibenzofuran	100	< 100 U

Reported in  $\mu\text{g}/\text{kg}$  (ppb)

**SIM Semivolatle Surrogate Recovery**

d10-2-Methylnaphthalene 75.0%  
 d14-Dibenzo (a,h) anthracen 71.7%



ORGANICS ANALYSIS DATA SHEET

PNA's by SW8270D-SIM GC/MS

Page 1 of 1



Sample ID: BDWF-NC-06-09 LIVER  
SAMPLE

Lab Sample ID: JV58D

LIMS ID: 06-16380

Matrix: Tissue

Data Release Authorized: *[Signature]*

Reported: 09/27/06

QC Report No: JV58-MJM Research

Project: NUIQSUT BROAD WHITEFISH

Event: NA

Date Sampled: 08/02/06

Date Received: 09/07/06

Date Extracted: 09/20/06

Date Analyzed: 09/26/06 20:42

Instrument/Analyst: NT1/VTS

GPC Cleanup: No

Sample Amount: 5.02 g-as-rec

Final Extract Volume: 5.0 mL

Dilution Factor: 2.00

Percent Moisture: NA

CAS Number	Analyte	RL	Result
91-20-3	Naphthalene	200	< 200 U
91-57-6	2-Methylnaphthalene	200	< 200 U
208-96-8	Acenaphthylene	200	< 200 U
83-32-9	Acenaphthene	200	< 200 U
86-73-7	Fluorene	200	< 200 U
85-01-8	Phenanthrene	200	< 200 U
120-12-7	Anthracene	200	< 200 U
206-44-0	Fluoranthene	200	< 200 U
129-00-0	Pyrene	200	< 200 U
56-55-3	Benzo (a) anthracene	200	< 200 U
218-01-9	Chrysene	200	< 200 U
205-99-2	Benzo (b) fluoranthene	200	< 200 U
207-08-9	Benzo (k) fluoranthene	200	< 200 U
50-32-8	Benzo (a) pyrene	200	< 200 U
193-39-5	Indeno (1,2,3-cd) pyrene	200	< 200 U
53-70-3	Dibenz (a,h) anthracene	200	< 200 U
191-24-2	Benzo (g,h,i) perylene	200	< 200 U
132-64-9	Dibenzofuran	200	< 200 U

Reported in µg/kg (ppb)

**SIM Semivolatile Surrogate Recovery**

d10-2-Methylnaphthalene 76.7%  
d14-Dibenzo (a,h) anthracen 63.3%

ORGANICS ANALYSIS DATA SHEET

PNA's by SW8270D-SIM GC/MS

Page 1 of 1



Sample ID: BDWF-NC-06-09 EGGS

SAMPLE

Lab Sample ID: JV58E

LIMS ID: 06-16381

Matrix: Tissue

Data Release Authorized:

Reported: 09/27/06

QC Report No: JV58-MJM Research

Project: NUIQSUT BROAD WHITEFISH

Event: NA

Date Sampled: 08/02/06

Date Received: 09/07/06

Date Extracted: 09/20/06

Date Analyzed: 09/26/06 21:07

Instrument/Analyst: NT1/VTS

GPC Cleanup: No

Sample Amount: 5.12 g-as-rec

Final Extract Volume: 5.0 mL

Dilution Factor: 3.00

Percent Moisture: NA

CAS Number	Analyte	RL	Result
91-20-3	Naphthalene	290	< 290 U
91-57-6	2-Methylnaphthalene	290	< 290 U
208-96-8	Acenaphthylene	290	< 290 U
83-32-9	Acenaphthene	290	< 290 U
86-73-7	Fluorene	290	< 290 U
85-01-8	Phenanthrene	290	< 290 U
120-12-7	Anthracene	290	< 290 U
206-44-0	Fluoranthene	290	< 290 U
129-00-0	Pyrene	290	< 290 U
56-55-3	Benzo (a) anthracene	290	< 290 U
218-01-9	Chrysene	290	< 290 U
205-99-2	Benzo (b) fluoranthene	290	< 290 U
207-08-9	Benzo (k) fluoranthene	290	< 290 U
50-32-8	Benzo (a) pyrene	290	< 290 U
193-39-5	Indeno (1,2,3-cd) pyrene	290	< 290 U
53-70-3	Dibenz (a,h) anthracene	290	< 290 U
191-24-2	Benzo (g,h,i) perylene	290	< 290 U
132-64-9	Dibenzofuran	290	< 290 U

Reported in  $\mu\text{g}/\text{kg}$  (ppb)

**SIM Semivolatle Surrogate Recovery**

d10-2-Methylnaphthalene 85.0%  
 d14-Dibenzo (a,h) anthracen 40.0%

ORGANICS ANALYSIS DATA SHEET

PNAs by SW8270D-SIM GC/MS

Page 1 of 1



Sample ID: BDWF-NC-06-09 EGGS

DILUTION

Lab Sample ID: JV58E

LIMS ID: 06-16381

Matrix: Tissue

Data Release Authorized:

Reported: 09/27/06

QC Report No: JV58-MJM Research

Project: NUIQSUT BROAD WHITEFISH

Event: NA

Date Sampled: 08/02/06

Date Received: 09/07/06

Date Extracted: 09/20/06

Date Analyzed: 09/27/06 13:16

Instrument/Analyst: NT1/VTS

GPC Cleanup: No

Sample Amount: 5.12 g-as-rec

Final Extract Volume: 5.0 mL

Dilution Factor: 10.0

Percent Moisture: NA

CAS Number	Analyte	RL	Result
91-20-3	Naphthalene	980	< 980 U
91-57-6	2-Methylnaphthalene	980	< 980 U
208-96-8	Acenaphthylene	980	< 980 U
83-32-9	Acenaphthene	980	< 980 U
86-73-7	Fluorene	980	< 980 U
85-01-8	Phenanthrene	980	< 980 U
120-12-7	Anthracene	980	< 980 U
206-44-0	Fluoranthene	980	< 980 U
129-00-0	Pyrene	980	< 980 U
56-55-3	Benzo(a)anthracene	980	< 980 U
218-01-9	Chrysene	980	< 980 U
205-99-2	Benzo(b)fluoranthene	980	< 980 U
207-08-9	Benzo(k)fluoranthene	980	< 980 U
50-32-8	Benzo(a)pyrene	980	< 980 U
193-39-5	Indeno(1,2,3-cd)pyrene	980	< 980 U
53-70-3	Dibenz(a,h)anthracene	980	< 980 U
191-24-2	Benzo(g,h,i)perylene	980	< 980 U
132-64-9	Dibenzofuran	980	< 980 U

Reported in  $\mu\text{g}/\text{kg}$  (ppb)

**SIM Semivolatile Surrogate Recovery**

d10-2-Methylnaphthalene 83.3%  
 d14-Dibenzo(a,h)anthracen 83.3%

ORGANICS ANALYSIS DATA SHEET

PNAs by SW8270D-SIM GC/MS

Page 1 of 1



Sample ID: BDWF-NC-06-10 MUSCLE  
SAMPLE

Lab Sample ID: JV58F

LIMS ID: 06-16382

Matrix: Tissue

Data Release Authorized:

Reported: 09/27/06

QC Report No: JV58-MJM Research

Project: NUIQSUT BROAD WHITEFISH

Event: NA

Date Sampled: 08/02/06

Date Received: 09/07/06

Date Extracted: 09/20/06

Date Analyzed: 09/26/06 14:05

Instrument/Analyst: NT1/VTS

GPC Cleanup: No

Sample Amount: 5.12 g-as-rec

Final Extract Volume: 5.0 mL

Dilution Factor: 1.00

Percent Moisture: NA

CAS Number	Analyte	RL	Result
91-20-3	Naphthalene	98	< 98 U
91-57-6	2-Methylnaphthalene	98	< 98 U
208-96-8	Acenaphthylene	98	< 98 U
83-32-9	Acenaphthene	98	< 98 U
86-73-7	Fluorene	98	< 98 U
85-01-8	Phenanthrene	98	< 98 U
120-12-7	Anthracene	98	< 98 U
206-44-0	Fluoranthene	98	< 98 U
129-00-0	Pyrene	98	< 98 U
56-55-3	Benzo (a) anthracene	98	< 98 U
218-01-9	Chrysene	98	< 98 U
205-99-2	Benzo (b) fluoranthene	98	< 98 U
207-08-9	Benzo (k) fluoranthene	98	< 98 U
50-32-8	Benzo (a) pyrene	98	< 98 U
193-39-5	Indeno (1,2,3-cd) pyrene	98	< 98 U
53-70-3	Dibenz (a,h) anthracene	98	< 98 U
191-24-2	Benzo (g,h,i) perylene	98	< 98 U
132-64-9	Dibenzofuran	98	< 98 U

Reported in  $\mu\text{g}/\text{kg}$  (ppb)

**SIM Semivolatile Surrogate Recovery**

d10-2-Methylnaphthalene 71.7%  
d14-Dibenzo (a,h) anthracen 48.3%

**ORGANICS ANALYSIS DATA SHEET**

PNAs by SW8270D-SIM GC/MS


Page 1 of 1

Sample ID: BDWF-NC-06-10 LIVER  
SAMPLE

Lab Sample ID: JV58G

LIMS ID: 06-16383

Matrix: Tissue

Data Release Authorized: 

Reported: 09/27/06

QC Report No: JV58-MJM Research

Project: NUIQSUT BROAD WHITEFISH

Event: NA

Date Sampled: 08/02/06

Date Received: 09/07/06

Date Extracted: 09/20/06

Date Analyzed: 09/26/06 21:32

Instrument/Analyst: NT1/VTS

GPC Cleanup: No

Sample Amount: 5.09 g-as-rec

Final Extract Volume: 5.0 mL

Dilution Factor: 5.00

Percent Moisture: NA

CAS Number	Analyte	RL	Result
91-20-3	Naphthalene	490	< 490 U
91-57-6	2-Methylnaphthalene	490	< 490 U
208-96-8	Acenaphthylene	490	< 490 U
83-32-9	Acenaphthene	490	< 490 U
86-73-7	Fluorene	490	< 490 U
85-01-8	Phenanthrene	490	< 490 U
120-12-7	Anthracene	490	< 490 U
206-44-0	Fluoranthene	490	< 490 U
129-00-0	Pyrene	490	< 490 U
56-55-3	Benzo (a) anthracene	490	< 490 U
218-01-9	Chrysene	490	< 490 U
205-99-2	Benzo (b) fluoranthene	490	< 490 U
207-08-9	Benzo (k) fluoranthene	490	< 490 U
50-32-8	Benzo (a) pyrene	490	< 490 U
193-39-5	Indeno (1,2,3-cd) pyrene	490	< 490 U
53-70-3	Dibenz (a,h) anthracene	490	< 490 U
191-24-2	Benzo (g,h,i) perylene	490	< 490 U
132-64-9	Dibenzofuran	490	< 490 U

Reported in  $\mu\text{g}/\text{kg}$  (ppb)

**SIM Semivolatile Surrogate Recovery**

d10-2-Methylnaphthalene 91.7%  
d14-Dibenzo (a,h) anthracen 41.7%

ORGANICS ANALYSIS DATA SHEET

PNAs by SW8270D-SIM GC/MS

Page 1 of 1



Sample ID: BDWF-NC-06-11 MUSCLE  
SAMPLE

Lab Sample ID: JV58H

LIMS ID: 06-16384

Matrix: Tissue

Data Release Authorized:

Reported: 09/27/06

QC Report No: JV58-MJM Research

Project: NUIQSUT BROAD WHITEFISH

Event: NA

Date Sampled: 08/02/06

Date Received: 09/07/06

Date Extracted: 09/20/06

Date Analyzed: 09/26/06 14:30

Instrument/Analyst: NT1/VTS

GPC Cleanup: No

Sample Amount: 5.01 g-as-rec

Final Extract Volume: 5.0 mL

Dilution Factor: 1.00

Percent Moisture: NA

CAS Number	Analyte	RL	Result
91-20-3	Naphthalene	100	< 100 U
91-57-6	2-Methylnaphthalene	100	< 100 U
208-96-8	Acenaphthylene	100	< 100 U
83-32-9	Acenaphthene	100	< 100 U
86-73-7	Fluorene	100	< 100 U
85-01-8	Phenanthrene	100	< 100 U
120-12-7	Anthracene	100	< 100 U
206-44-0	Fluoranthene	100	< 100 U
129-00-0	Pyrene	100	< 100 U
56-55-3	Benzo(a)anthracene	100	< 100 U
218-01-9	Chrysene	100	< 100 U
205-99-2	Benzo(b)fluoranthene	100	< 100 U
207-08-9	Benzo(k)fluoranthene	100	< 100 U
50-32-8	Benzo(a)pyrene	100	< 100 U
193-39-5	Indeno(1,2,3-cd)pyrene	100	< 100 U
53-70-3	Dibenz(a,h)anthracene	100	< 100 U
191-24-2	Benzo(g,h,i)perylene	100	< 100 U
132-64-9	Dibenzofuran	100	< 100 U

Reported in  $\mu\text{g}/\text{kg}$  (ppb)

**SIM Semivolatile Surrogate Recovery**


d10-2-Methylnaphthalene 81.7%  
d14-Dibenzo(a,h)anthracen 51.7%

**ORGANICS ANALYSIS DATA SHEET**

PNAs by SW8270D-SIM GC/MS

Page 1 of 1

Sample ID: BDWF-NC-06-11 LIVER  
SAMPLE

Lab Sample ID: JV58I  
LIMS ID: 06-16385  
Matrix: Tissue  
Data Release Authorized:   
Reported: 09/27/06

QC Report No: JV58-MJM Research  
Project: NUIQSUT BROAD WHITEFISH  
Event: NA  
Date Sampled: 08/02/06  
Date Received: 09/07/06

Date Extracted: 09/20/06  
Date Analyzed: 09/26/06 14:54  
Instrument/Analyst: NT1/VTS  
GPC Cleanup: No

Sample Amount: 5.14 g-as-rec  
Final Extract Volume: 5.0 mL  
Dilution Factor: 1.00  
Percent Moisture: NA

CAS Number	Analyte	RL	Result
91-20-3	Naphthalene	97	< 97 U
91-57-6	2-Methylnaphthalene	97	< 97 U
208-96-8	Acenaphthylene	97	< 97 U
83-32-9	Acenaphthene	97	< 97 U
86-73-7	Fluorene	97	< 97 U
85-01-8	Phenanthrene	97	< 97 U
120-12-7	Anthracene	97	< 97 U
206-44-0	Fluoranthene	97	< 97 U
129-00-0	Pyrene	97	< 97 U
56-55-3	Benzo (a) anthracene	97	< 97 U
218-01-9	Chrysene	97	< 97 U
205-99-2	Benzo (b) fluoranthene	97	< 97 U
207-08-9	Benzo (k) fluoranthene	97	< 97 U
50-32-8	Benzo (a) pyrene	97	< 97 U
193-39-5	Indeno (1,2,3-cd) pyrene	97	< 97 U
53-70-3	Dibenz (a,h) anthracene	97	< 97 U
191-24-2	Benzo (g,h,i) perylene	97	< 97 U
132-64-9	Dibenzofuran	97	< 97 U


Reported in  $\mu\text{g}/\text{kg}$  (ppb)

**SIM Semivolatile Surrogate Recovery**

d10-2-Methylnaphthalene 83.3%  
d14-Dibenzo(a,h)anthracen 63.3%

ORGANICS ANALYSIS DATA SHEET  
PNAs by SW8270D-SIM GC/MS  
Page 1 of 1

Sample ID: BDWF-NC-06-08 MUSCLE  
MATRIX SPIKE

Lab Sample ID: JV58A  
LIMS ID: 06-16377  
Matrix: Tissue  
Data Release Authorized:   
Reported: 09/27/06

QC Report No: JV58-MJM Research  
Project: NUIQSUT BROAD WHITEFISH  
Event: NA  
Date Sampled: 08/02/06  
Date Received: 09/07/06

Date Extracted MS/MSD: 09/20/06  
Date Analyzed MS: 09/26/06 12:47  
MSD: 09/26/06 13:12  
Instrument/Analyst MS: NT1/VTS  
MSD: NT1/VTS

Sample Amount MS: 5.10 g-as-rec  
MSD: 5.09 g-as-rec  
Final Extract Volume MS: 5.0 mL  
MSD: 5.0 mL  
Dilution Factor MS: 1.00  
MSD: 1.00

Analyte	Sample	MS	Spike Added-MS	MS Recovery	MSD	Spike Added-MSD	MSD Recovery	RPD
Phenanthrene	< 98.2 U	500	588	85.0%	521	589	88.5%	4.1%
Chrysene	< 98.2 U	490	588	83.3%	521	589	88.5%	6.1%
Benzo(k)fluoranthene	< 98.2 U	471	588	80.1%	501	589	85.1%	6.2%

Reported in  $\mu\text{g}/\text{kg}$  (ppb)

RPD calculated using sample concentrations per SW846.



**ORGANICS ANALYSIS DATA SHEET**

PNAs by SW8270D-SIM GC/MS

Page 1 of 1

Sample ID: BDWF-NC-06-08 MUSCLE  
MATRIX SPIKE

Lab Sample ID: JV58A

LIMS ID: 06-16377

Matrix: Tissue

Data Release Authorized: *AB*

Reported: 09/27/06

QC Report No: JV58-MJM Research

Project: NUIQSUT BROAD WHITEFISH

Event: NA

Date Sampled: 08/02/06

Date Received: 09/07/06

Date Extracted: 09/20/06

Date Analyzed: 09/26/06 12:47

Instrument/Analyst: NT1/VTS

GPC Cleanup: No

Sample Amount: 5.10 g-as-rec

Final Extract Volume: 5.0 mL

Dilution Factor: 1.00

Percent Moisture: NA

CAS Number	Analyte	RL	Result
91-20-3	Naphthalene	98	< 98 U
91-57-6	2-Methylnaphthalene	98	< 98 U
208-96-8	Acenaphthylene	98	< 98 U
83-32-9	Acenaphthene	98	< 98 U
86-73-7	Fluorene	98	< 98 U
85-01-8	Phenanthrene	98	---
120-12-7	Anthracene	98	< 98 U
206-44-0	Fluoranthene	98	< 98 U
129-00-0	Pyrene	98	< 98 U
56-55-3	Benzo (a) anthracene	98	< 98 U
218-01-9	Chrysene	98	---
205-99-2	Benzo (b) fluoranthene	98	< 98 U
207-08-9	Benzo (k) fluoranthene	98	---
50-32-8	Benzo (a) pyrene	98	< 98 U
193-39-5	Indeno (1, 2, 3-cd) pyrene	98	< 98 U
53-70-3	Dibenz (a, h) anthracene	98	< 98 U
191-24-2	Benzo (g, h, i) perylene	98	< 98 U
132-64-9	Dibenzofuran	98	< 98 U

Reported in  $\mu\text{g}/\text{kg}$  (ppb)

**SIM Semivolatile Surrogate Recovery**

d10-2-Methylnaphthalene 80.0%  
d14-Dibenzo (a, h) anthracen 86.7%

ORGANICS ANALYSIS DATA SHEET

PNAs by SW8270D-SIM GC/MS

Page 1 of 1



Sample ID: BDWF-NC-06-08 MUSCLE  
MATRIX SPIKE DUPLICATE

Lab Sample ID: JV58A  
LIMS ID: 06-16377  
Matrix: Tissue  
Data Release Authorized: *AB*  
Reported: 09/27/06

QC Report No: JV58-MJM Research  
Project: NUIQSUT BROAD WHITEFISH  
Event: NA  
Date Sampled: 08/02/06  
Date Received: 09/07/06

Date Extracted: 09/20/06  
Date Analyzed: 09/26/06 13:12  
Instrument/Analyst: NT1/VTS  
GPC Cleanup: No

Sample Amount: 5.09 g-as-rec  
Final Extract Volume: 5.0 mL  
Dilution Factor: 1.00  
Percent Moisture: NA

CAS Number	Analyte	RL	Result
91-20-3	Naphthalene	98	< 98 U
91-57-6	2-Methylnaphthalene	98	< 98 U
208-96-8	Acenaphthylene	98	< 98 U
83-32-9	Acenaphthene	98	< 98 U
86-73-7	Fluorene	98	< 98 U
85-01-8	Phenanthrene	98	---
120-12-7	Anthracene	98	< 98 U
206-44-0	Fluoranthene	98	< 98 U
129-00-0	Pyrene	98	< 98 U
56-55-3	Benzo (a) anthracene	98	< 98 U
218-01-9	Chrysene	98	---
205-99-2	Benzo (b) fluoranthene	98	< 98 U
207-08-9	Benzo (k) fluoranthene	98	---
50-32-8	Benzo (a) pyrene	98	< 98 U
193-39-5	Indeno (1,2,3-cd) pyrene	98	< 98 U
53-70-3	Dibenz (a,h) anthracene	98	< 98 U
191-24-2	Benzo (g,h,i) perylene	98	< 98 U
132-64-9	Dibenzofuran	98	< 98 U

Reported in  $\mu\text{g}/\text{kg}$  (ppb)

**SIM Semivolatile Surrogate Recovery**

d10-2-Methylnaphthalene 80.0%  
d14-Dibenzo (a,h) anthracen 70.0%

**ORGANICS ANALYSIS DATA SHEET**

PNAs by SW8270D-SIM GC/MS

Page 1 of 1

Sample ID: MB-092006

METHOD BLANK

Lab Sample ID: MB-092006

LIMS ID: 06-16377

Matrix: Tissue

Data Release Authorized: *AB*

Reported: 09/27/06

QC Report No: JV58-MJM Research

Project: NUIQSUT BROAD WHITEFISH

Event: NA

Date Sampled: NA

Date Received: NA

Date Extracted: 09/20/06

Date Analyzed: 09/26/06 11:33

Instrument/Analyst: NT1/VTS

GPC Cleanup: No

Sample Amount: 5.00 g-as-rec

Final Extract Volume: 1.0 mL

Dilution Factor: 1.00

Percent Moisture: NA

CAS Number	Analyte	RL	Result
91-20-3	Naphthalene	20	< 20 U
91-57-6	2-Methylnaphthalene	20	< 20 U
208-96-8	Acenaphthylene	20	< 20 U
83-32-9	Acenaphthene	20	< 20 U
86-73-7	Fluorene	20	< 20 U
85-01-8	Phenanthrene	20	< 20 U
120-12-7	Anthracene	20	< 20 U
206-44-0	Fluoranthene	20	< 20 U
129-00-0	Pyrene	20	< 20 U
56-55-3	Benzo (a) anthracene	20	< 20 U
218-01-9	Chrysene	20	< 20 U
205-99-2	Benzo (b) fluoranthene	20	< 20 U
207-08-9	Benzo (k) fluoranthene	20	< 20 U
50-32-8	Benzo (a) pyrene	20	< 20 U
193-39-5	Indeno (1,2,3-cd) pyrene	20	< 20 U
53-70-3	Dibenz (a,h) anthracene	20	< 20 U
191-24-2	Benzo (g,h,i) perylene	20	< 20 U
132-64-9	Dibenzofuran	20	< 20 U

Reported in  $\mu\text{g}/\text{kg}$  (ppb)

**SIM Semivolatile Surrogate Recovery**

d10-2-Methylnaphthalene 70.3%  
d14-Dibenzo (a,h) anthracen 93.7%

**ORGANICS ANALYSIS DATA SHEET**

PNAs by SW8270D-SIM GC/MS

Page 1 of 1

Sample ID: LCS-092006

LAB CONTROL SAMPLE

Lab Sample ID: LCS-092006

LIMS ID: 06-16377

Matrix: Tissue

Data Release Authorized: *AS*

Reported: 09/27/06

QC Report No: JV58-MJM Research

Project: NUIQSUT BROAD WHITEFISH

Event: NA

Date Sampled: NA

Date Received: NA

Date Extracted: 09/20/06

Date Analyzed LCS: 09/26/06 11:58

Instrument/Analyst LCS: NT1/VTS

Sample Amount LCS: 5.00 g-as-rec

Final Extract Volume LCS: 1.0 mL

Dilution Factor LCS: 1.00

Analyte	LCS	Spike Added	Recovery
Naphthalene	490	600	81.7%
Acenaphthylene	448	600	74.7%
Acenaphthene	462	600	77.0%
Fluorene	502	600	83.7%
Phenanthrene	506	600	84.3%
Anthracene	470	600	78.3%
Fluoranthene	524	600	87.3%
Pyrene	502	600	83.7%
Benzo (a) anthracene	504	600	84.0%
Chrysene	532	600	88.7%
Benzo (b) fluoranthene	566	600	94.3%
Benzo (k) fluoranthene	540	600	90.0%
Benzo (a) pyrene	502	600	83.7%
Indeno (1, 2, 3-cd) pyrene	538	600	89.7%
Dibenz (a, h) anthracene	570	600	95.0%
Benzo (g, h, i) perylene	550	600	91.7%
Dibenzofuran	446	600	74.3%

Reported in  $\mu\text{g}/\text{kg}$  (ppb)

**SIM Semivolatile Surrogate Recovery**

d10-2-Methylnaphthalene	78.0%
d14-Dibenzo (a, h) anthracene	101%

**SIM SW8270 SURROGATE RECOVERY SUMMARY**

Matrix: Tissue

QC Report No: JV58-MJM Research  
Project: NUIQSUT BROAD WHITEFISH

<u>Client ID</u>	<u>MNP</u>	<u>DBA</u>	<u>TOT OUT</u>
MB-092006	70.3%	93.7%	0
LCS-092006	78.0%	101%	0
BDWF-NC-06-08 MUSCLE	75.0%	58.3%	0
BDWF-NC-06-08 MUSCLE	80.0%	86.7%	0
BDWF-NC-06-08 MUSCLE	80.0%	70.0%	0
BDWF-NC-06-08 LIVER	73.3%	53.3%	0
BDWF-NC-06-09 MUSCLE	75.0%	71.7%	0
BDWF-NC-06-09 LIVER	76.7%	63.3%	0
BDWF-NC-06-09 EGGS	85.0%	40.0%	0
BDWF-NC-06-09 EGGS DL	83.3%	83.3%	0
BDWF-NC-06-10 MUSCLE	71.7%	48.3%	0
BDWF-NC-06-10 LIVER	91.7%	41.7%	0
BDWF-NC-06-11 MUSCLE	81.7%	51.7%	0
BDWF-NC-06-11 LIVER	83.3%	63.3%	0

	<u>LCS/MB LIMITS</u> (Advisory)	<u>QC LIMITS</u> (Advisory)
(MNP) = d10-2-Methylnaphthalene	(30-160)	(30-160)
(DBA) = d14-Dibenzo (a, h) anthracene	(30-160)	(30-160)

Prep Method: TissM  
Log Number Range: 06-16377 to 06-16385